

Thermometer

model 02097



CONTENTS

Unpacking Instructions	2	Placement Guidelines	5
Package Contents	2	Troubleshooting	6
Product Registration	2	Specifications.....	7
Features & Benefits: Sensor.....	2	FCC Information	7
Features & Benefits: Display....	3	Customer Support	8
Setup	4	Warranty.....	8
Select Temperature Units	4		

Questions? Contact Customer Support at (877) 221-1252 or visit www.AcuRite.com.

SAVE THIS MANUAL FOR FUTURE REFERENCE.

ACURITE®

Congratulations on your new AcuRite product. To ensure the best possible product performance, please read this manual in its entirety and retain it for future reference.

Unpacking Instructions

Remove the protective film that is applied to the LCD screen prior to using this product. Locate the tab and peel off to remove.

Package Contents

1. Display
2. Outdoor Sensor
3. Instruction Manual

IMPORTANT

PRODUCT MUST BE REGISTERED
TO RECEIVE WARRANTY SERVICE

PRODUCT REGISTRATION

Register online to receive 1 year warranty protection

www.AcuRite.com

Features & Benefits



OUTDOOR SENSOR

- 1. Integrated Hanger**
For easy placement.
- 2. Wireless Signal Indicator**
Flashes when data is being sent to the display.
- 3. Battery Compartment Cover**

Features & Benefits



FRONT

- 1. Current Temperature**
- 2. INDOOR Indicator**
Indicates indoor (display) readings are being displayed.
- 3. Display Low Battery Indicator**
- 4. Current Humidity**
- 5. Auto-Cycle Icon**
Indicates the display will automatically toggle between indoor and outdoor readings.
- 6. OUTDOOR Indicator**
Indicates outdoor (sensor) readings are being displayed.
- 7. Outdoor Sensor Signal Strength**
- 8. Sensor Low Battery Indicator**

BACK

- 9. SELECT Button**
Press to manually toggle between indoor and outdoor readings, or enable Auto-Cycle mode.
- 10. Integrated Hang Hole**
For easy wall mounting.
- 11. °C/°F Button**
For selecting temperature units.
- 12. RESET Button**
For full reset to factory defaults.
- 13. Battery Compartment**
- 14. Battery Compartment Cover**

Install or Replace Batteries

AcuRite recommends high quality alkaline batteries for the best product performance. Heavy duty or rechargeable batteries are not recommended.

The outdoor sensor requires lithium batteries in low temperature conditions. Cold temperatures can cause alkaline batteries to function improperly. Use lithium batteries in the outdoor sensor for temperatures below -4°F / -20°C.




Outdoor Sensor

1. Slide off the battery compartment cover.
2. Insert 2 x AA batteries into the battery compartment, as shown. Follow the polarity (+/-) diagram in the battery compartment.
3. Replace the battery cover.

LITHIUM BATTERIES **-40°F** (-40°C) (70°C) **158°F**

ALKALINE BATTERIES **-4°F** (-20°C) (70°C) **158°F**



Display

1. Slide off the battery compartment cover.
2. Insert 2 x AAA batteries into the battery compartment, as shown. Follow the polarity (+/-) diagram in the battery compartment.
3. Replace the battery cover.

Select Temperature Units

To select between degrees Fahrenheit (°F) or Celsius (°C) temperature units, press and release the "°C/°F" button located on the back of the display.



PLEASE DISPOSE OF OLD OR DEFECTIVE BATTERIES IN AN ENVIRONMENTALLY SAFE WAY AND IN ACCORDANCE WITH YOUR LOCAL LAWS AND REGULATIONS.

BATTERY SAFETY: Clean the battery contacts and also those of the device prior to battery installation. Remove batteries from equipment that will not be used for an extended period of time. Follow the polarity (+/-) diagram in the battery compartment. Promptly remove dead batteries from the device. Dispose of used batteries properly. Only batteries of the same or equivalent type as recommended are to be used. DO NOT incinerate used batteries. DO NOT dispose of batteries in fire, as batteries may explode or leak. DO NOT mix old and new batteries or types of batteries (alkaline/standard). DO NOT use rechargeable batteries. DO NOT recharge non-rechargeable batteries. DO NOT short-circuit the supply terminals.

Placement for Maximum Accuracy

AcuRite sensors are sensitive to surrounding environmental conditions. Proper placement of both the display and wireless sensor are critical to the accuracy and performance of this product.



Display Placement

Place the display in a dry area free of dirt and dust. Display stands upright for tabletop use or is wall-mountable.

Sensor Placement

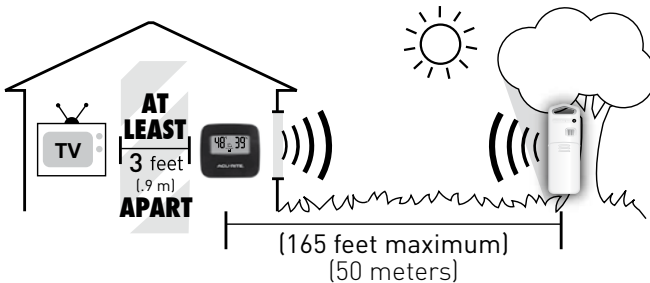
Sensor is water resistant and is designed for indoor or outdoor use, however, to extend its life place the sensor in an area protected from direct weather elements. The sensor may also be placed indoors to measure environmental conditions.

Hang the sensor using the integrated hang holes or hanger, or by using string (not included) to hang it from a suitable location, like a well covered tree branch. The best location is 4 to 8 feet above the ground with permanent shade and plenty of fresh air to circulate around the sensor.



Important Placement Guidelines


- To ensure accurate temperature measurement, place units out of direct sunlight and away from any heat sources or vents.
- Display and outdoor sensor must be within 165 ft (50 m) of each other.
- To maximize wireless range, place units away from large metallic items, thick walls, metal surfaces, or other objects that may limit wireless communication.
- To prevent wireless interference, place both units at least 3 ft (.9 m) away from electronic devices (TV, computer, microwave, radio, etc.).



Setup is Complete

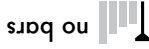
The sensor will now synchronize with the display. It may take a few minutes for synchronization to complete.

Display Modes

Ⓞ AUTO CYCLE: By default, the unit is in AUTO-CYCLE mode. In AUTO-CYCLE mode, the display will automatically cycle through current readings for INDOOR (display) and OUTDOOR (sensor) temperature and humidity. To enter AUTO-CYCLE mode, press and release the "SELECT" button on the back of the display until the  icon appears on the screen. Press and release again to exit AUTO-CYCLE mode.

MANUAL: While in Manual Mode, press and release the "SELECT" button, located on the back of the display, to manually cycle through readings.

Troubleshooting

Problem	Possible Solution
<p>No outdoor sensor reception</p> 	<ul style="list-style-type: none"> • If the wireless signal indicator shows no bars: • Relocate the display and/or the outdoor sensor. The units must be within 165 ft (50 m) of each other. • Make sure both units are placed at least 3 feet (.9 m) away from electronics that may interfere with the wireless communication (such as TVs, microwaves, computers, etc). • Use standard alkaline batteries (or lithium batteries in sensor when temperature is below -4°F/-20°C). Do not use heavy duty or rechargeable batteries. NOTE: It may take a few minutes for display and sensor to synchronize after batteries are replaced.
<p>Inaccurate temperature or humidity</p>	<ul style="list-style-type: none"> • Make sure both the display and sensor are placed out of direct sunlight and away from any heat sources or vents (see page 5). • Make sure both units are positioned away from moisture sources.
<p>Display screen not working</p>	<ul style="list-style-type: none"> • Check that the batteries are installed correctly. Batteries may need to be replaced.
<p>Outdoor temperature is flashing or showing dashes</p>	<p>Flashing of the outdoor temperature is generally an indication of wireless interference.</p> <ol style="list-style-type: none"> 1. Bring both the sensor and display indoors and remove batteries from each. 2. Reinstall the batteries in the wireless sensor. 3. Reinstall the batteries in the display. 4. Let the units sit within a couple feet of each other for a few minutes to gain a strong connection.
<p>If your AcuRite product does not operate properly after trying the troubleshooting steps, visit www.AcuRite.com or call (877) 221-1252 for assistance.</p>	

Care & Maintenance

Display Care

Clean with a soft, damp cloth. Do not use caustic cleaners or abrasives. Keep away from dust, dirt and moisture. Clean ventilation ports regularly with a gentle puff of air.

Outdoor Sensor Care

Clean with a soft damp cloth. Do not use caustic cleaners or abrasives.

Specifications

TEMPERATURE RANGE	Outdoor: -40°F to 158°F; -40°C to 70°C
	Indoor: 32 °F to 122 °F; 0 °C to 50 °C
HUMIDITY RANGE	Outdoor: 1% to 99%
	Indoor: 1% to 99%
WIRELESS RANGE	165 ft / 50 m depending on home construction materials
WIRELESS FREQUENCY	433 MHz
POWER	Display: 2 x AAA alkaline batteries
	Sensor: 2 x AA alkaline or lithium batteries
DATA REPORTING	Outdoor: 30 second updates
	Indoor: 60 second updates

FCC Information

This device complies with part 15 of FCC rules. Operation is subject to the following two conditions:

- 1- This device may NOT cause harmful interference, and
- 2- This device must accept any interference received, including interference that may cause undesired operation.

WARNING: Changes or modifications to this unit not expressly approved by the party responsible for compliance could void the user's authority to operate the equipment.

NOTE: This equipment has been tested and found to comply with the limits for a Class B digital device, pursuant to Part 15 of the FCC rules. These limits are designed to provide reasonable protection against harmful interference in a residential installation. This equipment generates, uses and can radiate radio frequency energy and, if not installed and used in accordance with the instructions, may cause harmful interference to radio communications. However, there is no guarantee that interference will not occur in a particular installation. If this equipment does cause harmful interference to radio or television reception, which can be determined by turning the equipment off and on, the user is encouraged to try to correct the interference by one or more of the following measures:

- Reorient or relocate the receiving antenna.
- Increase the separation between the equipment and the receiver.
- Connect the equipment into an outlet on a circuit different from that to which the receiver is connected.
- Consult the dealer or an experienced radio/TV technician for help.

NOTE: The manufacturer is not responsible for any radio or TV interference caused by unauthorized modifications to this equipment. Such modifications could void the user authority to operate the equipment.

This device complies with Industry Canada licence-exempt RSS standard(s).

Operation is subject to the following two conditions:

- (1) This device may not cause interference, and
- (2) This device must accept any interference received, including interference that may cause undesired operation of the device.

Customer Support

AcuRite customer support is committed to providing you with best-in-class service.

For assistance, please have the model number of this product available and contact us in any of the following ways:



(877) 221-1252

Visit us at www.AcuRite.com

- ▶ Installation Videos
- ▶ Replacement Parts
- ▶ Support User Forum
- ▶ Instruction Manuals
- ▶ Register your Product
- ▶ Submit Feedback & Ideas

IMPORTANT

PRODUCT MUST BE REGISTERED TO RECEIVE WARRANTY SERVICE

PRODUCT REGISTRATION

Register online to receive 1 year warranty protection

www.AcuRite.com

Limited 1-Year Warranty

AcuRite is a wholly owned subsidiary of Chaney Instrument Company. For purchases of AcuRite products, AcuRite provides the benefits and services set forth herein. For purchases of Chaney products, Chaney provides the benefits and services set forth herein.

We warrant that all products we manufacture under this warranty are of good material and workmanship and, when properly installed and operated, will be free of defects for a period of one year from the date of purchase.

Any product which, under normal use and service, is proven to breach the warranty contained herein within ONE YEAR from date of sale will, upon examination by us, and at our sole option, be repaired or replaced by us. Transportation costs and charges for returned goods shall be paid for by the purchaser. We hereby disclaim all responsibility for such transportation costs and charges. This warranty will not be breached, and we will give no credit for products which have received normal wear and tear not affecting the functionality of the product, been damaged (including by acts of nature), tampered, abused, improperly installed, or repaired or altered by others than our authorized representatives.

Remedy for breach of this warranty is limited to repair or replacement of the defective item(s). If we determine that repair or replacement is not feasible, we may, at our option, refund the amount of the original purchase price.

THE ABOVE-DESCRIBED WARRANTY IS THE SOLE WARRANTY FOR THE PRODUCTS AND IS EXPRESSLY IN LIEU OF ALL OTHER WARRANTIES, EXPRESS OR IMPLIED. ALL OTHER WARRANTIES OTHER THAN THE EXPRESS WARRANTY SET FORTH HEREIN ARE HEREBY EXPRESSLY DISCLAIMED, INCLUDING WITHOUT LIMITATION THE IMPLIED WARRANTY OF MERCHANTABILITY AND THE IMPLIED WARRANTY OF FITNESS FOR A PARTICULAR PURPOSE.

We expressly disclaim all liability for special, consequential, or incidental damages, whether arising in tort or by contract from any breach of this warranty. Some states do not allow the exclusion or limitation of incidental or consequential damages, so the above limitation or exclusion may not apply to you.

We further disclaim liability from personal injury relating to our products to the extent permitted by law. By acceptance of any of our products, the purchaser assumes all liability for the consequences arising from their use or misuse. No person, firm or corporation is authorized to bind us to any other obligation or liability in connection with the sale of our products. Furthermore, no person, firm or corporation is authorized to modify or waive the terms of this warranty unless done in writing and signed by a duly authorized agent of ours.

In no case shall our liability for any claim relating to our products, your purchase or your use thereof, exceed the original purchase price paid for the product.

Applicability of Policy

This Return, Refund, and Warranty Policy applies only to purchases made in the United States and Canada. For purchases made in a country other than the United States or Canada, please consult the policies applicable to the country in which you made your purchase.

Additionally, this Policy applies only to the original purchaser of our products. We cannot and do not offer any return, refund, or warranty services if you buy products used or from resale sites such as eBay or Craigslist.

Governing Law

This Return, Refund, and Warranty Policy is governed by the laws of the United States and the State of Wisconsin. Any dispute relating to this Policy shall be brought exclusively in the federal or State courts having jurisdiction in Walworth County, Wisconsin; and purchaser consents to jurisdiction within the State of Wisconsin.

©Chaney Instrument Co. All rights reserved. AcuRite is a registered trademark of the Chaney Instrument Co., Lake Geneva, WI 53147. All other trademarks and copyrights are the property of their respective owners. AcuRite uses patented technology. Visit www.AcuRite.com/patents for details.