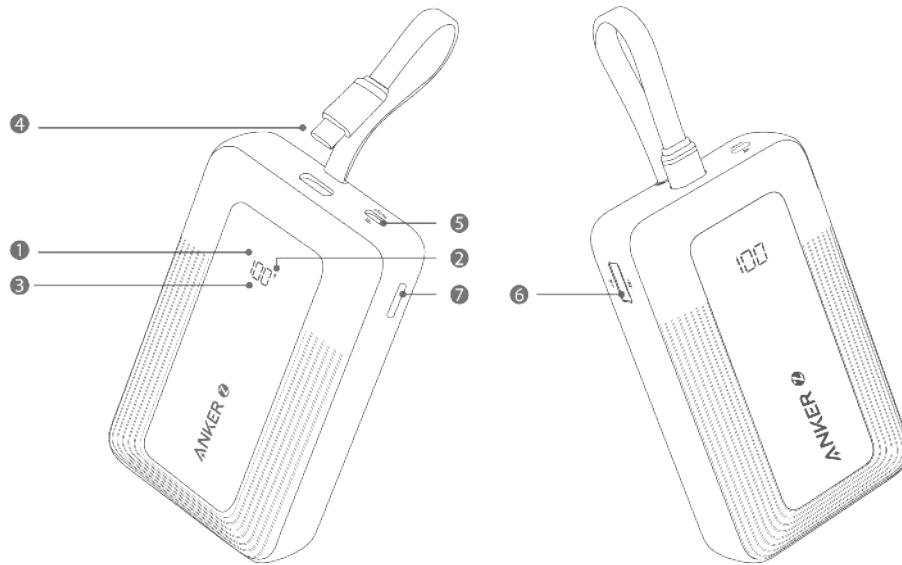


Checking the Battery Level

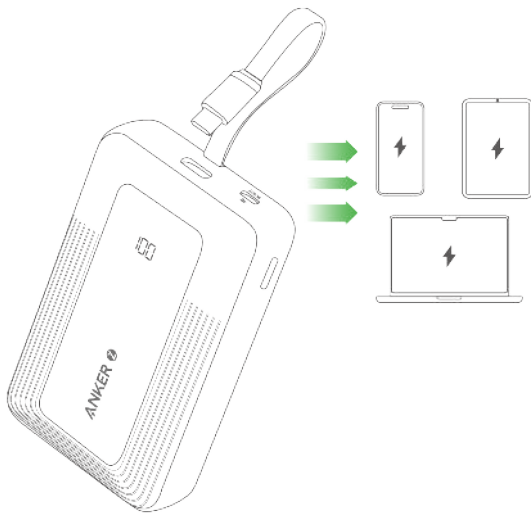


1. Trickle-Charging Mode
2. Recharging
3. Remaining Battery Percentage
4. USB-C Cable
5. USB-C Port
6. USB-A Port
7. Power Button

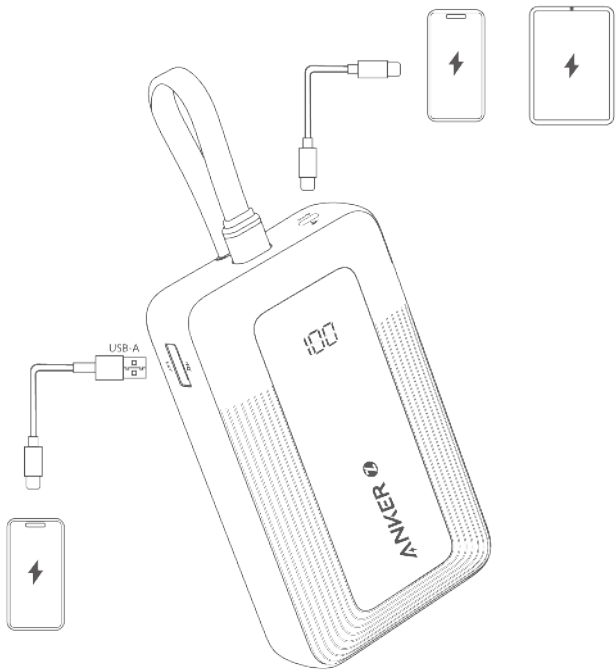
Charging Your Devices

Charge your phones and tablets via the built-in USB-C cable or USB ports.

With the built-in USB-C cable:

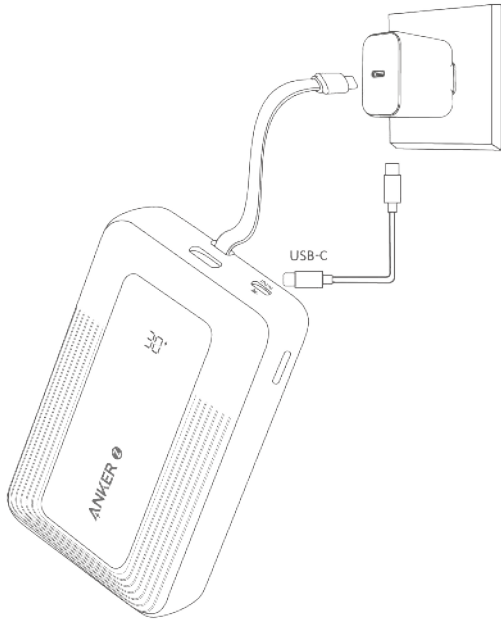


With USB-C or USB-A port:



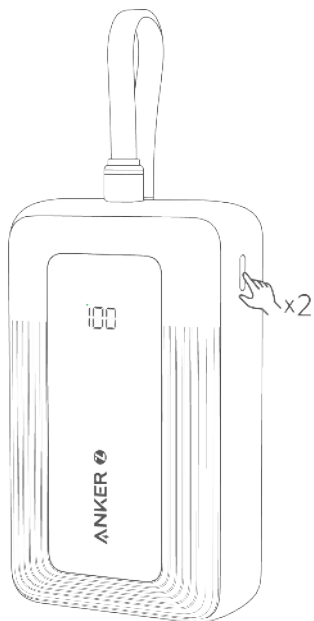
Recharging Your Power Bank

Charge the power bank via the built-in USB-C cable or USB-C port.

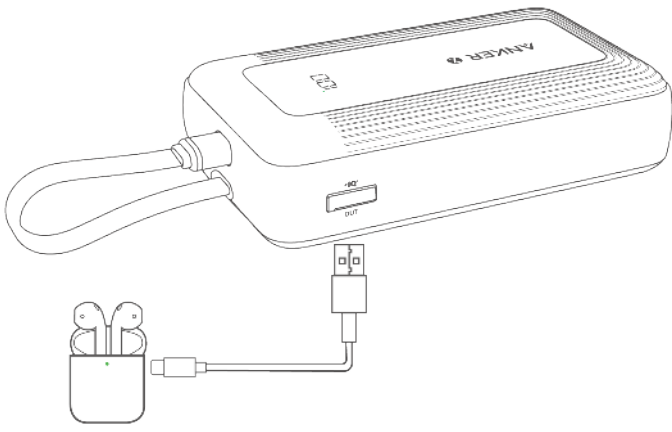


Trickle-Charging Mode

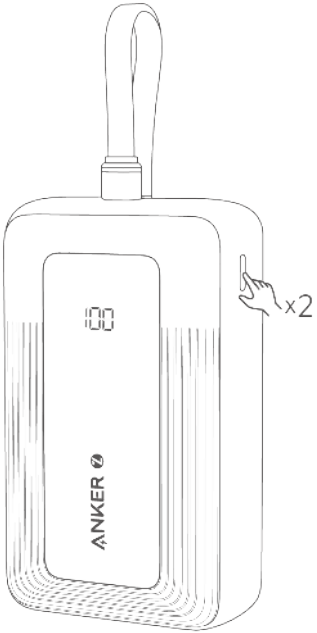
1. Activate trickle-charging mode.



2. Charge your earbuds or other low-power devices using trickle-charging mode.



3. Exit trickle-charging mode.



Specifications

Cell Capacity	10,000mAh
Input	USB-C Cable/USB-C Port: 5V = 3A / 9V = 2.22A / 12V = 1.66A (20W Max)
Output	USB-C Cable/USB-C Port: 5V = 3A / 9V = 3A / 10V = 2.25A / 12V = 2.5A / 15V = 2A / 20V = 1.5A (30W Max) USB-A: 5V = 3A / 9V = 2A / 10V = 2.25A / 12V = 1.5A (22.5W Max)
Total Output	5V = 3A (15W Max)