

INSTRUCTION MANUAL

ELECTRA

BASS 12K



Read before using

TABLE OF CONTENTS

Introduction	3
Description	4
Technical Specifications	6
Solutions to potential problems	7

[f/Bandaaudioparts](#) [t/banda_audioparts](#) [@BandaAudiopartsOfficial](#)

Visit www.bandaaudioparts.com

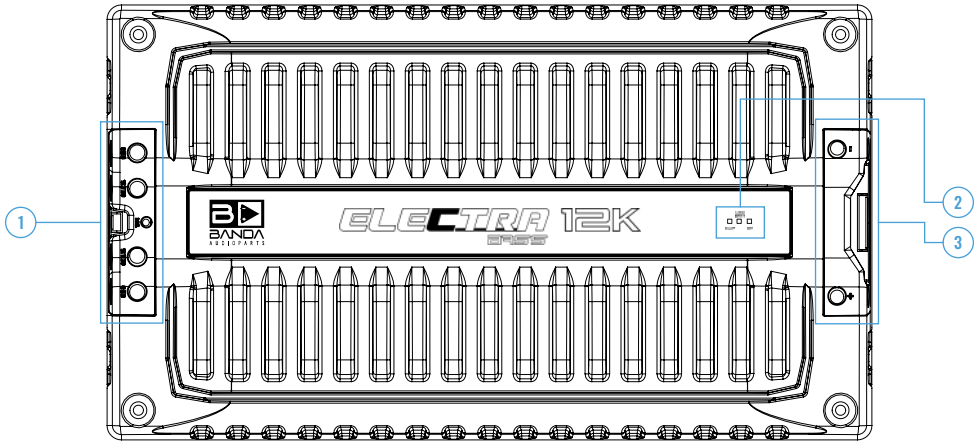


INTRODUCTION

- Congratulations! You have just purchased a product with Banda Audioparts quality. Developed by qualified engineers and in a high-tech laboratory.

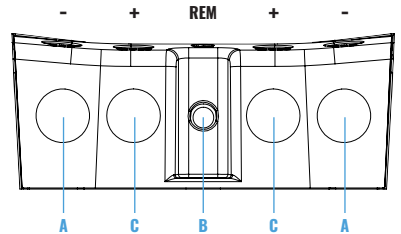
To ensure optimal operation, please read this manual carefully before using the product. Keep the manual in a safe and accessible place for future reference.

DESCRIPTION

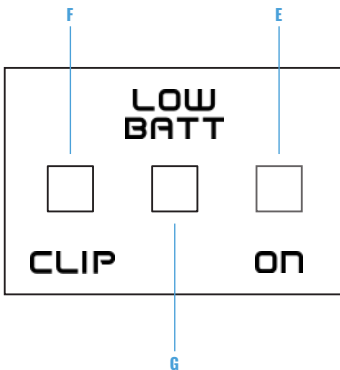


1. POWER SUPPLY UNIT

- A GND**
Connect to vehicle chassis (Ground)
- B 12VDC INPUT (+)**
Connect antenna (Remote)
- C POSITIVE INPUT 12VDC**



 **NOTE: USE EXTERNAL FUSE**

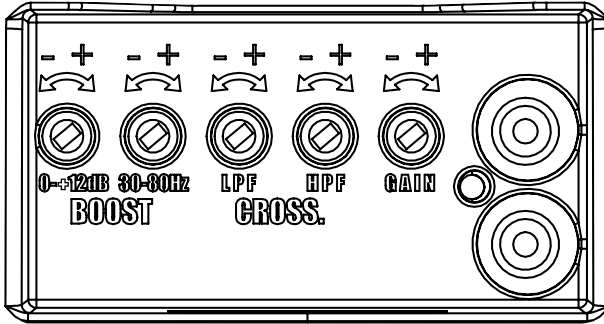


2. FRONT PANEL (LEDS)

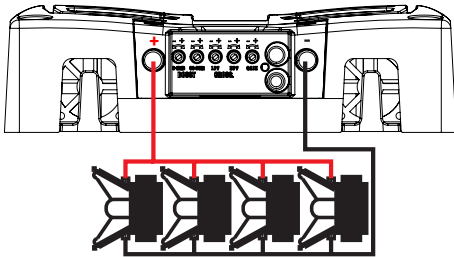
- E Blue (ON):** Power On.
- F Red (SHORT):** Output distortion (clipping), clip short and thermal protection.
- G Yellow:** Battery, low tension (flashing).

DESCRIPTION

3. SIDE



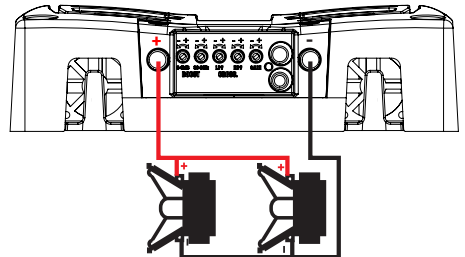
WIRING EXAMPLE



ELECTRA 12K - 1 ohm

4 Woofers or Subwoofers

4 ohms 3000Wrms each connected in parallel, resulting 12000Wrms @ 1 ohm



ELECTRA 12K - 1 ohm

2 Woofers or Subwoofers

2 ohms 6000Wrms each connected in parallel, resulting 12000Wrms @ 1 ohm



TECHNICAL SPECIFICATIONS

MODEL	ELECTRA 12K - 1 ohm
	12,6V 1ohm - 12000Wrms
	12,6V 2ohms - 9000Wrms
Efficiency	76%
Input Voltage	9 - 15V
Input Impedance	100K Ohms
THD + N	MÍN: 1,5%
Input Sensitivity	~300mV - 8V
Signal-to-noise ratio	80dB
Frequency Response	20Hz - 500Hz
Bass Boost	30Hz to 80Hz 0 to +12dB
HPF	22Hz - 65Hz
LPH	80Hz - 500Hz
Recommended Fuse	600A
Quiescent Current	≈2,5A
Maximum Current (sinusoidal signal)	1200A
Maximum Current (musical signal)	*650A
Power Supply Cables	70mm (min. recommended)

DIMENSIONS



SOLUTIONS TO POTENTIAL PROBLEMS

PROTECTION SYSTEM	PROBLEM	SOLUTION
Blue & Red LED On	Amplifier temperature has reached the operating limit.	Install the appliance in a well-ventilated place and ensure that the ventilation system is not obstructed. The amplifier will return to normal operation as soon as the temperature drops.
Blue LED on and Red flashing with no audio on output	Short circuit in the audio output or impedance of the speakers below the rated impedance of the amplifier.	Make sure that there is no short circuit in the speaker connection cables and that there is no shorted speaker connected to the system, or that the impedance of the speakers is not less than the minimum impedance of the amplifier.
Blue LED on and Red LED flashing as per the music	LED clipping indicating that the distortion in the output is going over 5%.	The system can operate with the amplifier with the Clip LED flashing, but the speakers connected to the output will suffer coil overheating due to Clip distortion.
Flashing Yellow LED	Amplifier input voltage below 9V.	Check the charge of the batteries where the amplifier is connected. In addition, poor contact in the power cables can also generate voltage drops. Check the voltage at the input of the amplifier and the output of the batteries to verify that the voltage drop is not occurring in the cables or connections.
Red LED and Yellow LED on	Problem with the amplifier.	Please refer to our nearest authorized service center.



WARRANTY TERMS

Warranty valid for 12 months (one year), starting from the date of purchase, if purchased from an authorized Banda Audioparts dealer. Will be covered by warranty components and/or parts comprived that shows failures in process manufacture or damaged components.

Warranty don't cover:

1. Equipment, parts or components previously altered by unauthorized people.
2. Damages caused by accidents (fall, crash, etc) or natural disasters (overflow, burning, etc).
3. Improper instalation (improper wiring, abuse, installation out of specifications).
4. Shipping costs

In case needed any repair, contact the dealer for warranty instructions.

ADDRESS:

Banda Audioparts

Rua Manoel Joaquim Filho, 353

Neighborhood: Santa Terezinha

Paulínia - SP

Brazil

Zip Code: 13148-115

NOTE: If out of warranty, repair costs (if needed) will be charged from client.

Phone: 55 (19) 3844-7173

e-mail: banda@bandaaudioparts.com.br

Banda Audioparts reserved rights to alter characteristics of the product without previously advice.

WARRANTY REGISTRATION:

Name:.....

Register:..... Date:..... Phone:.....

Address:.....

Dealer:..... Phone:.....