

## Wireless Infrared IR Remote Extender - 330 ft (100m)

IREXT2



\*actual product may vary from photos

DE: Bedienungsanleitung - [de.startech.com](http://de.startech.com)

FR: Guide de l'utilisateur - [fr.startech.com](http://fr.startech.com)

ES: Guía del usuario - [es.startech.com](http://es.startech.com)

IT: Guida per l'uso - [it.startech.com](http://it.startech.com)

NL: Gebruiksaanwijzing - [nl.startech.com](http://nl.startech.com)

PT: Guia do usuário - [pt.startech.com](http://pt.startech.com)

For the most up-to-date information, please visit: [www.startech.com](http://www.startech.com)

## FCC Compliance Statement

This equipment has been tested and found to comply with the limits for a Class B digital device, pursuant to part 15 of the FCC Rules. These limits are designed to provide reasonable protection against harmful interference in a residential installation. This equipment generates, uses and can radiate radio frequency energy and, if not installed and used in accordance with the instructions, may cause harmful interference to radio communications. However, there is no guarantee that interference will not occur in a particular installation. If this equipment does cause harmful interference to radio or television reception, which can be determined by turning the equipment off and on, the user is encouraged to try to correct the interference by one or more of the following measures:

- Reorient or relocate the receiving antenna.
- Increase the separation between the equipment and receiver.
- Connect the equipment into an outlet on a circuit different from that to which the receiver is connected.
- Consult the dealer or an experienced radio/TV technician for help.

## Use of Trademarks, Registered Trademarks, and other Protected Names and Symbols

This manual may make reference to trademarks, registered trademarks, and other protected names and/or symbols of third-party companies not related in any way to StarTech.com. Where they occur these references are for illustrative purposes only and do not represent an endorsement of a product or service by StarTech.com, or an endorsement of the product(s) to which this manual applies by the third-party company in question. Regardless of any direct acknowledgement elsewhere in the body of this document, StarTech.com hereby acknowledges that all trademarks, registered trademarks, service marks, and other protected names and/or symbols contained in this manual and related documents are the property of their respective holders.

# Table of Contents

<b>Introduction</b> .....	<b>1</b>
Packaging Contents .....	1
System Requirements.....	1
<b>Installation</b> .....	<b>1</b>
Working without extender probe .....	1
Working with extender probe .....	2
<b>Specifications</b> .....	<b>3</b>
<b>Technical Support</b> .....	<b>4</b>
<b>Warranty Information</b> .....	<b>4</b>

# Introduction

## Packaging Contents

- 1 x IR Extender transmitter
- 1 x IR Extender receiver
- 1 x IR extender probe
- 2 x 12VDC, 250mA power adapters

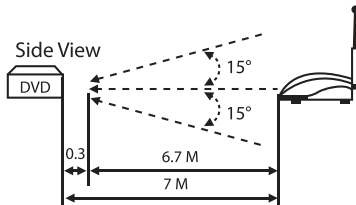
## System Requirements

- Available power outlets near transmitter and receiver locations
- IR controlled device with remote

## Installation

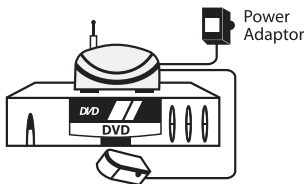
1. Connect one of the provided AC power adapters to an available power outlet, then to the DC jack on the back of the IREXT2 receiver unit.
2. Situate the unit labeled "Receiver", near the device you wish to control remotely (Television, Home Theater Receiver etc.). If you are not using the probes outlined in the following step, position the IR receiver unit to face the IR sensor receiving window of the device you are controlling. Note the distances outlined in the diagram for best performance.

### Working without extender probe

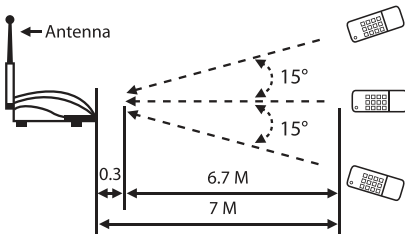


- If using the included probe(s) situate the IR Extender Probe near the IR sensor receiving window of the device you wish to control. The probe should be within 0.5m and at angles +/- 15°.

## Working with extender probe



- Insert the metal connector provided by the probe, into the IR Extender port located on the back of the Receiver unit.
- Extend the antenna on the receiver unit and position it vertically.
- Situate the unit labeled "Transmitter", near the location from which you wish to initiate control, ensuring that an available power outlet is easily accessible.



Distance not less than 0.3 M and not more than 7M  
Working angle not more than +/- 15°

- Connect the remaining AC power adaptor to an available power outlet, then to the DC jack on the back of the IREXT2 transmitter unit.
- Extend the antenna on the transmitter unit and position it vertically.
- The Infrared Extender is now ready for use.

# Specifications

<b>Color</b>	Gray
<b>Enclosure Type</b>	Plastic
<b>Transmission Frequency</b>	433.92 MHz +/-1 MHz
<b>IR Frequency</b>	30kHz - 60kHz
<b>Power Gain</b>	10 dBm
<b>Maximum Transfer Distance</b>	100 m / 330 ft
<b>Power Adapter</b>	12V DC, 250 mA
<b>Dimensions (L x W x H)</b>	93 x 65 x 32 mm
<b>Weight</b>	267 g
<b>Operating Temperature</b>	0°C to 43°C (32°F to 109°F)
<b>Storage Temperature</b>	-20°C to 60°C (-4°F to 140°F)

# Technical Support

StarTech.com's lifetime technical support is an integral part of our commitment to provide industry-leading solutions. If you ever need help with your product, visit [www.startech.com/support](http://www.startech.com/support) and access our comprehensive selection of online tools, documentation, and downloads.

For the latest drivers/software, please visit [www.startech.com/downloads](http://www.startech.com/downloads)

## Warranty Information

This product is backed by a two year warranty.

In addition, StarTech.com warrants its products against defects in materials and workmanship for the periods noted, following the initial date of purchase. During this period, the products may be returned for repair, or replacement with equivalent products at our discretion. The warranty covers parts and labor costs only. StarTech.com does not warrant its products from defects or damages arising from misuse, abuse, alteration, or normal wear and tear.

### Limitation of Liability

In no event shall the liability of StarTech.com Ltd. and StarTech.com USA LLP (or their officers, directors, employees or agents) for any damages (whether direct or indirect, special, punitive, incidental, consequential, or otherwise), loss of profits, loss of business, or any pecuniary loss, arising out of or related to the use of the product exceed the actual price paid for the product. Some states do not allow the exclusion or limitation of incidental or consequential damages. If such laws apply, the limitations or exclusions contained in this statement may not apply to you.

Hard-to-find made easy. At StarTech.com, that isn't a slogan. It's a promise.

StarTech.com is your one-stop source for every connectivity part you need. From the latest technology to legacy products — and all the parts that bridge the old and new — we can help you find the parts that connect your solutions.

We make it easy to locate the parts, and we quickly deliver them wherever they need to go. Just talk to one of our tech advisors or visit our website. You'll be connected to the products you need in no time.

Visit [www.startech.com](http://www.startech.com) for complete information on all StarTech.com products and to access exclusive resources and time-saving tools.

*StarTech.com is an ISO 9001 Registered manufacturer of connectivity and technology parts. StarTech.com was founded in 1985 and has operations in the United States, Canada, the United Kingdom and Taiwan servicing a worldwide market.*