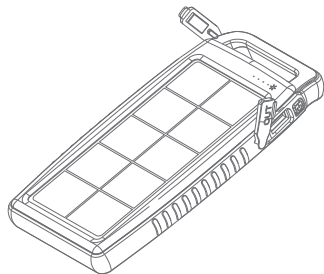




15000mAh Power Bank

Model No.: SWP15
Verison 1.4



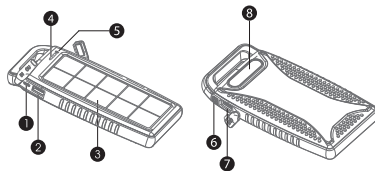
Suitable for

- iPhone/iPad/iPod
- Most smartphones & tablets including Samsung, LG, Sony, HTC, Nokia, Microsoft, Motorola, Huawei, Nexus, Oppo, Telstra & more
- Smartwatches, fitness trackers, GPS units, Digital cameras
- Portable Bluetooth devices such as headset, hands-free car kit speaker etc.
- Portable hand-held gaming consoles
- E-readers such as Kindle, Kobo & Sony



Power Bank Layout

- 1 Micro USB Input 5V 2A
- 2 USB Output 5V 2.1A
- 3 Solar Panel 5.5V 220mA
- 4 Capacity LED Indicators
- 5 Solar Panel LED
- 6 Power On/Off Button
- 7 USB Output 5V 2.1A
- 8 LED Light (1W)

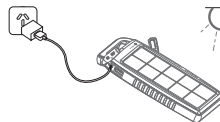


Features

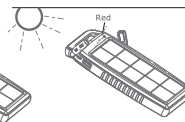
- 15000mAh provides 540% extra battery for an average smartphone*
- Get an extra 75 hours of talk time on an iPhone X or 63 hours on a Samsung Galaxy S9
- Solar Panel allows charging of the power bank directly from the sun
- Built-in LED light is ideal for night-time outdoor activities
- Water and splash resistant rated to IPX4
- Rugged and shock proof design for added durability
- Four LED indicators to show remaining capacity
- Rechargeable more than 500 times
- Includes micro USB cable to charging power bank
- Built-in over charging and short circuit protection
- High efficient Solar Panel: 5.5V 220mA
- Watt Hour Rating: 55.5Wh
- Input: DC 5V 2A
- USB 1 Output: DC 5V 2.1A
- USB 2 Output: DC 5V 2.1A
- Max Total Power Output: 2.1A (10.5W)
- USB Charging Time: 12 to 16 hours depending on charger output
- Solar Charging Time: Up to 7 days under full sunlight conditions
- Size: 169mm (L) x 88.5mm (W) x 24mm (H)
- Weight: 380g

To Charge Power Bank

Charge via USB Wall Charger



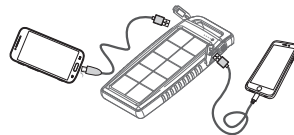
Charge via Solar Panel



- Charge via USB wall charger - using the included USB Type A to micro USB cable, connect the micro USB input on the power bank to a USB wall charger
- During charging the capacity LED indicators will flash
- Charge via Solar Panel - Expose the solar panels to direct sunlight
- The first red LED will light up to indicate the power bank is charging via the Solar Panel
- The charging current depends on the intensity of the sunlight, the stronger the sun, the faster the power bank will charge

To Charge Phone or USB Device

To Charge an iPhone, smartphone, tablet or other USB Device



- Using your phone or other USB device's charging cable, connect the USB Type A connector to either output on the power bank
- Connect the other end of the cable to your device
- You can simultaneously charge two devices
- Press the On/Off button to start charging
- When your phone or device is fully charged, the power bank will automatically turn itself off
- During charging the LED indicators will be permanently on

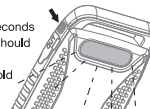
To Check Remaining Capacity

- Press On/Off button and LEDs will light to show remaining capacity
- The LEDs will turn off automatically after about 30 seconds

LED ● On / ○ Off / ● Flashing	Remaining Capacity
● ○ ○ ○	Less than 5%
● ○ ○ ○	5% to 25%
● ● ○ ○	25% to 50%
● ● ● ○	50% to 75%
● ● ● ●	75% to 100%

To Use LED Light

- Press & hold On/Off button for 3 seconds
- When fully charged, the LED light should last approximately 55 to 65 hours
- To turn off the LED light, press & hold On/Off button for 3 seconds



Important Safety Instructions

- To maximize battery life span, fully charge power bank before first use for 12 to 16 hours via a USB wall charger
- Store power bank in a cool and dry place.
- Operating temperature should be between -10c to 45c
- If power bank is not used for long periods of time, you should charge and discharge once every three months
- When charging a device, the power bank may feel warm, this is a normal operating condition & should not be cause for concern
- Do not dispose of power bank in heat or fire
- Do not clean power bank with harmful chemicals or detergents
- Misuse, dropping or excessive force may cause product damage

iPhone, iPad and iPod are trademarks of Apple Inc., registered in the U.S. and other countries.

* Based on iPhone 8 with battery capacity of 1821mAh



www.mycomsol.com.au

Made in China