

CONOZCA SU SECADOR

4. **Never operate this appliance if it has a damaged cord or plug, if it is not working properly, if it has been dropped, damaged, or dropped into water. Return the appliance to a Conair service center for examination and repair.**

5. Keep the cord away from heated surfaces. **Do not pull, twist, or wrap line cord around dryer,**

6. Never block the air openings of the appliance or place it on a soft surface, such as a bed or couch, where the air openings may be blocked. Keep the air openings free of lint, hair, and the like.

7. Never use while sleeping. 8. Never drop or insert any object into any opening or hose. 9. Do not use outdoors or operate where aerosol (spray) products are being used or after use. 3. Do not use while bathing or in a shower. 4. Do not place or store appliance where it can fall or be pulled into a tub or sink. 5. Do not place in, or drop into, water or other liquid. 6. If an appliance falls into water, “unplug it” immediately. **Do not reach into the water.**

WARNING — To reduce the risk of burns, electrocution, fire, or injury to persons: 1. Do not install where unit can fall into a tub or sink. Always return dryer into wall unit

1. Do not use with voltage converter. 15. Do not use with voltage converter. 16. Periodically inspect the wall unit for secure mounting.

1. **This appliance should never be left unattended when plugged in.** 2. This appliance should not be used by, certain disabilities. 3. Use this appliance only for its intended use as described in this manual. Do not use attach-ments not recommended by the manufacturer. **SAVE THESE INSTRUCTIONS**

IMPORTANT SAFETY INSTRUCTIONS

KEEP AWAY FROM WATER

BEFORE USING

READ ALL INSTRUCTIONS

When using electrical appliances, especially when children are present, basic safety pre-cautions should always be followed, including the following:

Para realizar retoques rápidos entre lavados, rocíe un poco de agua sobre el cabello antes de modelar con el secador.

CUERPO Y VOLUMEN

Para crear mayor volumen, voltee la cabeza hacia abajo mientras seca. Dirija el flujo de aire a la raíz del cabello para obtener el máximo volumen. Una vez que el cabello está seco, vuelva la cabeza hacia atrás y peine el cabello en la forma deseada.

ALISADO

Para crear una apariencia súper lisa, trabaje con secciones de cabello. Usando un cepillo redondo grande (aproximadamente 5cm de diámetro), estire cada sección de cabello y doble un poco las puntas hacia abajo mientras seca.

ONDULADO

Para crear ondas despeinadas que parecen naturales, coja el cabello a la raíz y estruje el cabello entre sus dedos mientras lo seca.

OPERATING INSTRUCTIONS

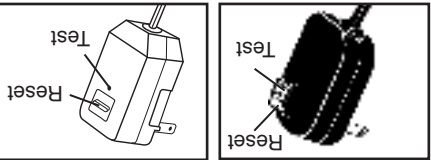
This appliance is intended for household use only. Use on Alternating Current (60 hertz) only. Standard Dryers are designed to operate at 110 to 125 volts A.C.

6. Never block the air openings of the appliance or place it on a soft surface, such as a bed or couch, where the air openings may be blocked. Keep the air openings free of lint, hair, and the like.

7. Never use while sleeping. 8. Never drop or insert any object into any opening or hose. 9. Do not use outdoors or operate where aerosol (spray) products are being used or after use. 3. Do not use while bathing or in a shower. 4. Do not place or store appliance where it can fall or be pulled into a tub or sink. 5. Do not place in, or drop into, water or other liquid. 6. If an appliance falls into water, “unplug it” immediately. **Do not reach into the water.**

1. Do not use with voltage converter. 15. Do not use with voltage converter. 16. Periodically inspect the wall unit for secure mounting.

1. **This appliance should never be left unattended when plugged in.** 2. This appliance should not be used by, certain disabilities. 3. Use this appliance only for its intended use as described in this manual. Do not use attach-ments not recommended by the manufacturer. **SAVE THESE INSTRUCTIONS**



4. **If ALCI is not functioning properly, return appliance to nearest service center.**

5. It is important that if immersion occurs, this unit be brought to a service center. Do not try to reset.

6. Be sure to repeat test every time you use the unit to confirm ALCI is operational.

4. For quick touch-ups between shampoos, dampen hair with a mist of water before styling with the dryer.

2. Keep dryer’s air intake vents unobstructed and free from hair while drying.

3. To avoid overdrying, do not concentrate heat on any one section for any length of time.

4. For quick touch-ups between shampoos, dampen hair with a mist of water before styling with the dryer.

2. Keep dryer’s air intake vents unobstructed and free from hair while drying.

3. To avoid overdrying, do not concentrate heat on any one section for any length of time.

CHECK ALCI SAFETY FEATURE EVERY TIME YOU USE APPLIANCE.

OPERATING INSTRUCTIONS

This appliance is intended for household use only. Use on Alternating Current (60 hertz) only. Standard Dryers are designed to operate at 110 to 125 volts A.C.

6. Never block the air openings of the appliance or place it on a soft surface, such as a bed or couch, where the air openings may be blocked. Keep the air openings free of lint, hair, and the like.

7. Never use while sleeping. 8. Never drop or insert any object into any opening or hose. 9. Do not use outdoors or operate where aerosol (spray) products are being used or after use. 3. Do not use while bathing or in a shower. 4. Do not place or store appliance where it can fall or be pulled into a tub or sink. 5. Do not place in, or drop into, water or other liquid. 6. If an appliance falls into water, “unplug it” immediately. **Do not reach into the water.**

1. Do not use with voltage converter. 15. Do not use with voltage converter. 16. Periodically inspect the wall unit for secure mounting.

1. **This appliance should never be left unattended when plugged in.** 2. This appliance should not be used by, certain disabilities. 3. Use this appliance only for its intended use as described in this manual. Do not use attach-ments not recommended by the manufacturer. **SAVE THESE INSTRUCTIONS**

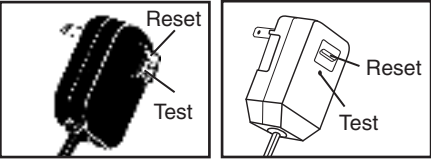
15. No utilice este aparato con un convertidor de voltaje.

16. Inspeccione el soporte mural regularmente para asegurarse que está bien asegurado.

GUARDE ESTAS INSTRUCCIONES DE USO

Este aparato fue diseñado para uso doméstico. Úselo solamente con Corriente Alterna (60 hertzios). Los secadores estándares están diseñados para funcionar con Corriente Alterna de 110 a 125 voltios.

Este aparato tiene un enchufe polarizado (un polo es más ancho que otro). Como medida de seguridad, se podrá enchufar de una sola manera en la toma de corriente polarizada. Si no entra por completo, inviértelo. Si aún no entra completamente, llame a un electricista calificado. No intente vencer esta función de seguridad.



4. **En caso de que el cortacircuito de seguridad no esté funcionando correctamente, lleve su aparato adonde lo ha comprado o a un centro de servicio autorizado**

5. Si el aparato cae al agua, es muy importante que lo lleve a un centro de servicio. No intente reajustarlo.

6. Pruebe el cortacircuito de seguridad antes de cada uso para asegurarse que está operativo.

The appliance should function normally. If not, return to an authorized Conair Service Center for examination and repair.

1. Plug in the appliance and press test button properly, perform the following test. The purpose of this test is to allow you to make sure the water sensing system (ALCI) is working.

2. The appliance will stop working. There will be an audible click and reset button will pop out.

3. To reset ALCI with a reset button, unit should be unplugged. Then push reset button in, and reinsert plug into outlet.

1. Plug in the appliance and press test button properly, perform the following test. The purpose of this test is to allow you to make sure the water sensing system (ALCI) is working.

2. The appliance will stop working. There will be an audible click and reset button will pop out.

3. To reset ALCI with a reset button, unit should be unplugged. Then push reset button in, and reinsert plug into outlet.

4. For quick touch-ups between shampoos, dampen hair with a mist of water before styling with the dryer.

To create extra volume, turn head upside down while drying. Position the airflow toward the head back and brush hair into place.

The appliance should function normally. If not, return to an authorized Conair Service Center for examination and repair.

1. Plug in the appliance and press test button properly, perform the following test. The purpose of this test is to allow you to make sure the water sensing system (ALCI) is working.

2. The appliance will stop working. There will be an audible click and reset button will pop out.

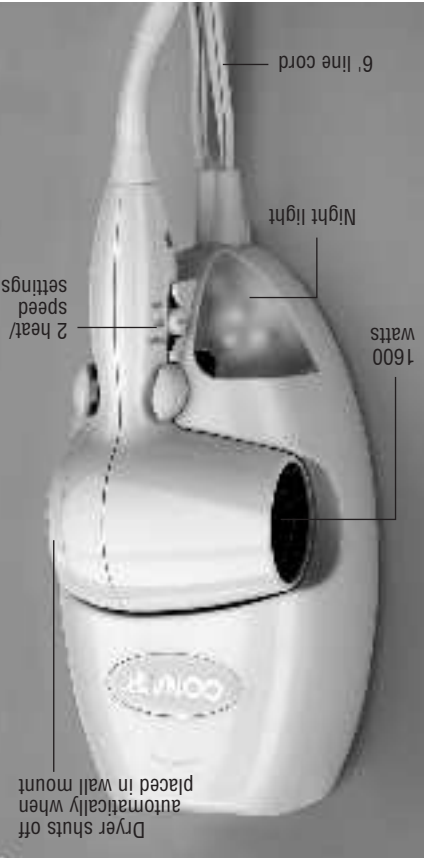
3. To reset ALCI with a reset button, unit should be unplugged. Then push reset button in, and reinsert plug into outlet.

1. Plug in the appliance and press test button properly, perform the following test. The purpose of this test is to allow you to make sure the water sensing system (ALCI) is working.

2. The appliance will stop working. There will be an audible click and reset button will pop out.

3. To reset ALCI with a reset button, unit should be unplugged. Then push reset button in, and reinsert plug into outlet.

4. For quick touch-ups between shampoos, dampen hair with a mist of water before styling with the dryer.



GETTING TO KNOW YOUR HAIR DRYER

MEDIDAS DE SEGURIDAD IMPORTANTES

Cuando se usan aparatos eléctricos, especialmente en la presencia de niños, siempre se deben tomar precauciones básicas de seguridad, entre las cuales las siguientes:

LEA TODAS LAS INSTRUCCIONES ANTES DE USARLO MANTENGA EL APARATO ALEJADO DEL AGUA

PELIGRO — Cualquier electrodoméstico permanece eléctricamente activo, incluso cuando el interruptor está apagado. Para reducir el riesgo de muerte o herida por descarga:

- Siempre desconecte el aparato inmediatamente después de usarlo.
- No lo use mientras está tomando un baño o una ducha.
- No coloque ni guarde el aparato donde pueda caer o ser empujado a una bañera o un lavabo.
- No coloque el aparato ni lo deje caer al agua u otro líquido.
- Si el aparato cae al agua, desconéctelo inmediatamente. **No toque el agua.**

ADVERTENCIA — Para reducir el riesgo de quemaduras, electrocución, incendio o lesiones personales:

- Nunca deje el aparato desatendido mientras está conectado.**
- Este aparato no debería ser usado por, sobre o cerca de niños o personas con alguna discapacidad.

