

Installation guide

Thermostat

RT 9E, RT 14E, RT 101E, RT 107E, RT 123E



017R9518

017R9518

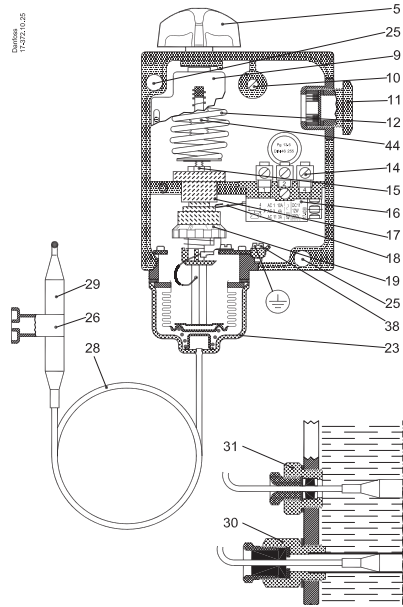


Fig. 1

Approvals and standards:

ATEX: EN 60079-0:2018; EN 60079-11:2012; IECEx: IEC 60079-0:2017; IEC 60079-11:2011
UK-type Examination Certificate: BS EN IEC 60079-0:2018, BS EN IEC 60079-11:2018

Specific conditions of use:

The enclosure fascia has been coated with a layer of stainless steel to prevent the accumulation of electrostatic charge. In order to ensure that there is no accumulation of electrostatic charge on the enclosure, the end user shall ensure that the external metal work of the enclosure is locally bonded to earth. Information on the durability of the coating with regards to use of the equipment is contained within the instruction manual.

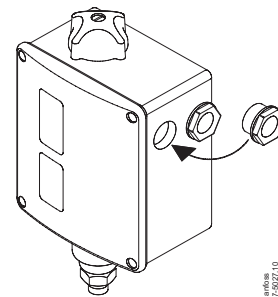
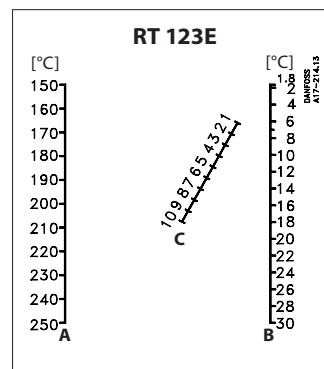
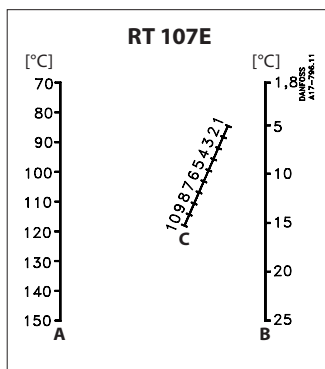
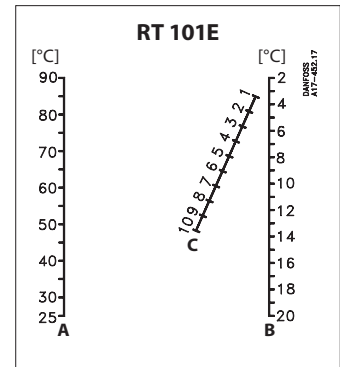
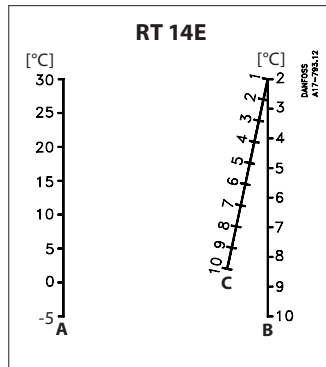
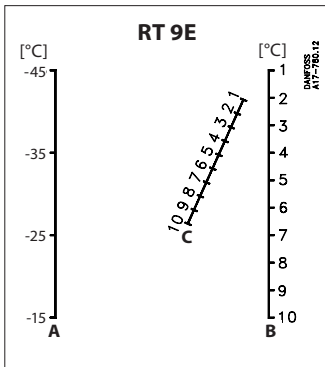


Fig. 2



A: Range setting
B: Differential obtained
C: Differential setting

Fig. 3

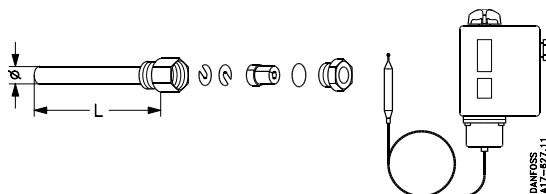


Fig. 4

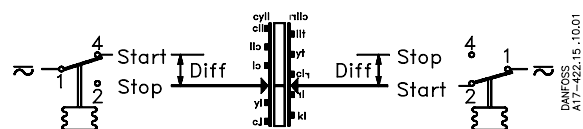
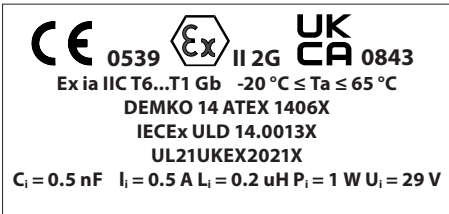


Fig. 5

Імпортер: ТОВ з іі "Данфосс ТОВ" 04080, Київ 80, п/с 168, Україна

Info for UK customers only: Danfoss Ltd., 22 Wycombe End, HP9 1NB, GB

Product marking



Technical data

| Type | Range [°C] | Max. permissible bulb temperature [°C] |
|---------|------------|--|
| RT 9E | -45 – -15 | 150 |
| RT 14E | -5 – 30 | 150 |
| RT 101E | 25 – 90 | 300 |
| RT 107E | 70 – 150 | 215 |
| RT 123E | 150 – 250 | 300 |

| Temperature class | Process temperature limit [°C] |
|-------------------|--------------------------------|
| T1 | 300 |
| T2 | 289 |
| T3 | 194 |
| T4 | 129 |
| T5 | 94 |
| T6 | 79 |

| | |
|----------------------------------|---|
| Permissible ambient temperature | -20 – 65 °C |
| Intrinsically safe specification | U _i = 29 V I _i = 0.5 A P _i = 1 W C _i = 0.5 nF L _i = 0.2 μH |
| Contact load | max. 100 mA, 30 V AC / DC |
| | min. 1 mA, 5 V AC / DC |
| | Must be used with a certified Ex ia barrier satisfying the input parameters. |

Installation

A set of Pg13.5 cable gland is attached to the RT in a separate bag. To ensure IP66 (units with automatic reset) or IP54 (units with external reset) grade of RT enclosure it is necessary to assemble this gland as shown in the fig. 2. If this gland is not used with a cable, a metal blinding should be also assembled.

RT units can be fitted in any position. Use the mounting holes (25). With outdoor installation, the unit should be protected against rainfall. The bulb should be fixed to the wall by means of a bulb holding bracket (26). If it is desired to install the bulb in a water or brine tank, this can be done by using either a capillary stuffing box (31) or a bulb pocket (30). If bulb pocket is to be used, for correct bulb fitting see fig. 4.

Electrical connection

See fig. 5.

START = make. STOP = break. DIFF. = differential.

Cable diameter: 6 – 14 mm.

The earth terminal (38) should be connected to earth.

Wire dimension: min. 0,75mm²

Adjustment

Set the thermostat for minimum actuating temperature (range setting). Setting is done by rotating the knob (5), at the same time reading the main scale (9).

The differential is set by rotating the differential adjusting nut (19) according to the nomogram concerned (fig. 3).

Maximum actuating temperature is the sum of the temperature setting and the differential.

Example:

An RT 123E is required to regulate the temperature in a drying oven.

Max. temperature 188 °C, min. temperature 180 °C, differential

188 °C - 180 °C = 8 °C.

1. Set the thermostat on 180 °C with the knob (5).
2. Set the differential adjusting nut (19) on number 3 which can be found by reading off the nomogram for the RT 123E in fig. 3.

In general, turning the knob automatically moves both the maximum and minimum actuating temperatures (break and make) up or down because of the fixed differential. On the other hand, turning the differential adjusting nut only, alters the maximum actuating temperature.



Safety requirements

1. The refrigeration system must always comply with European Ex installation standard, EN 60079-14, any local directive and legislation as well as any other regulation applying in the area of installation.
2. RT-E temperature control must be used only with reliable means of limiting the voltage and current to prevent sparks between the contact surfaces. The equipment to be used for electrical load limiting must be certified for gas group IIC. Also RT-E thermostat must be installed as a part of IIC electrical installation.
3. Cable and cable entries approved for the application must be used. Cables must not be in contact with sharp edges. The cable must be connected with adequate stress relief in order to prevent that pulling forces can be carried through the cable to the terminal.
4. The cycle frequency of the RT-E switch must be kept as low as possible to prevent fatigue failure on the bellows. The vibration level must be kept as low as possible.
5. It is recommended to regularly check the function of the RT-E switch.
6. Only apparatus designed, constructed and released by Danfoss must be used for application concerned. Danfoss can accept no responsibility in case of alterations made on the thermostats or the use of them against the instructions of Danfoss.
7. Any overload of the RT switch must be prevented. Overloaded or damaged apparatus must be exchanged.
8. Only authorised persons, who are certified in installing and maintaining refrigeration system may do the installation, maintenance and exchange of the switch. Use only appropriate tools.
9. Dispose of the switch in an environmentally-friendly way.
10. RTE switches must be installed in area where is low risk of mechanical damage.
11. Components within the equipment can exceed the enclosure temperature by 1K (1 °C). When the media temperature exceeds 80 °C, it is the responsibility of the user to ensure that the media temperature does not cause a thermal ignition risk on parts between the media and the switch enclosure. Maximum media temperature on temperature switch with 2m or longer capillary tube is 300 °C.
12. Isolation of the intrinsically safe circuit to ground and to the contact mounting screw has been verified through 500 VACrms dielectric strength testing, carried out in accordance with IEC 60079-11:2011 section 10.3.
13. Surface of the front cover is sputtered with stainless steel - avoid abrasion.
14. Power must be switched off before maintenance and opening the RT-E.



Danfoss A/S
 4433 Nordhavn
 Denmark
 CVR No. 20 18 07 10
 Telephone +45 7448 1212
 Fax +45 7448 1249

UK DECLARATION OF CONFORMITY

Danfoss A/S

Refrigeration & Air Conditioning Controls

declares under our sole responsibility that the

Product category: Pressure and temperature switches
Type designation(s): RT111E, RT11AE, RT11AE-RTE, RT16, RT17E, RT20AG, RT20AG-RTE, RT14E, RT10E, RT107E, RT11E, RT11E

Covered by this declaration is in conformity with the following directive(s), regulation(s), standard(s) or other normative document(s), provided that the product is used in accordance with our instructions.

Equipment and Protective Systems Intended for use in Potentially Explosive Atmospheres Regulations 2016, UKSI 2016 No. 1187



EN 61376-1, T1 GB
 TAMB: -20C to +50C

UK-Type Examination Certificate: UL2122/UKEX22113
 Approval Body: UK International (UK) Ltd, No. 0643

Test Unit:

EN EN IEC 60079-0:2018 Explosive atmospheres, Part 0, Equipment Group of requirements
 BS EN IEC 60079-1:2013 Explosive atmospheres, Part 1, Equipment Protection by intrinsic safety "i"

The Restriction of the Use of Certain Hazardous Substances in Electrical and Electronic Equipment Regulations 2013 (as amended)

BS EN 63000:2018 Technical documentation for the assessment of electrical and electronics products with respect to the restriction of hazardous substances

| | | | |
|---|--|--|--|
| 2025-03-10/23 Place of Issue Controlled No. | 2025-03-10/23 Date of Issue Controlled No. | Approved by <i>Mark Christophersen</i> Signature: Mark Christophersen Title: Sales, Projects & approvals | Approved by <i>Henry Lybæk</i> Signature: Henry Lybæk (Technical) Title: R&D Manager |
|---|--|--|--|

This declaration is valid for the countries of the English version of this declaration. In the event of the declaration being translated into any other language, the translated version shall be valid for the purposes of the legislation.

Classified as Business



Danfoss A/S
 4433 Nordhavn
 Denmark
 CVR No. 20 18 07 10
 Telephone +45 7448 1212
 Fax +45 7448 1249

EU DECLARATION OF CONFORMITY

Danfoss A/S

Refrigeration & Air Conditioning Controls

declares under our sole responsibility that the

Product category: Pressure and temperature switches
Type designation(s): RT111E, RT11AE, RT11AE-RTE, RT16, RT17E, RT20AG, RT20AG-RTE, RT14E, RT10E, RT107E, RT11E, RT11E

Covered by this declaration is in conformity with the following directive(s), standard(s) or other normative document(s), provided that the product is used in accordance with our instructions.

Explosive or Potentially Explosive Systems Intended for use in Potentially Explosive Atmospheres, Directive 2014/54/EU



EN 61376-1, T1 GB
 TAMB: -20C to +50C

IEC-Type Examination Certificate: DEMKO 14 ATEX 1406X, Rev. 4
 Notifying Body: CEI Denmark, No. 0509

Test Unit:

EN 60079-0:2018 Explosive atmospheres, Part 0, Equipment- General requirements
 EN 60079-1:2013 Explosive atmospheres, Part 1, Equipment Protection by intrinsic safety "i"

RoHS Directive 2011/65/EU including amendment 2015/863

EN IEC 63000:2018 Technical documentation for the assessment of electrical and electronics products with respect to the restriction of hazardous substances

| | | | |
|---|--|--|--|
| 2025-03-10/23 Place of Issue Controlled No. | 2025-03-10/23 Date of Issue Controlled No. | Approved by <i>Mark Christophersen</i> Signature: Mark Christophersen Title: Sales Authorized Person | Approved by <i>Henry Lybæk</i> Signature: Henry Lybæk (Technical) Title: R&D Manager |
|---|--|--|--|

This declaration is valid for the countries of the English version of this declaration. In the event of the declaration being translated into any other language, the translated version shall be valid for the purposes of the legislation.

Classified as Business