

Aircast® AirSelect™ Standard patient information

(01EF-XS, 01EF-S, 01EF-M, 01EF-L, 01EF-XL)

Aircast® AirSelect™ Standard

AirSelect Standard:

- For moderate level of support.
- Specifically designed for stable fractures of the lower leg, foot, and ankle ; sever ankle sprains; and post-operative use.
- Two customizable distal aircells.

Application Information

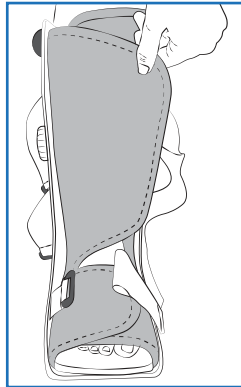
A cotton or cast sock will enhance comfort – NOT INCLUDED. Refer to IFU for warning and precautions.

1 Prepare Brace

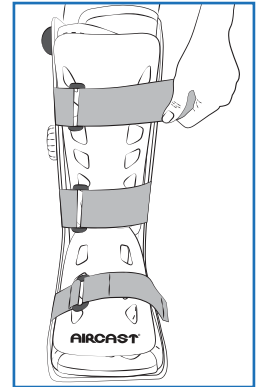
- Unfasten straps.
- Remove front panel.
- Open liner.

2 Apply brace

- While seated, place foot in brace.
- Position heel against back of the brace.
- Wrap liner around foot and then leg.



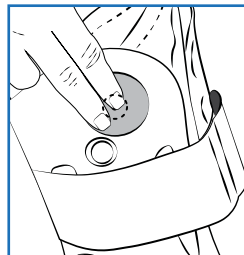
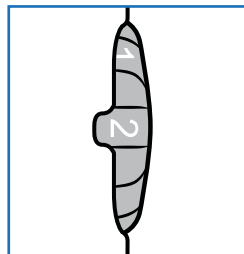
- Replace front panel.
- Position front panel so the Aircast logo is over the toes.
- Secure straps from bottom to top.
- Tighten until snug and comfortable.



3 Adjust Aircell Compression

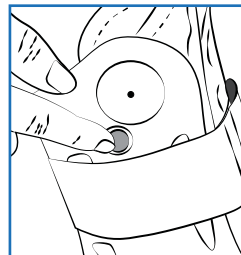
The STANDARD walking brace aircells are initially deflated

- Begin inflation on injured side first. Turn the SELECTOR found on the right-side of the brace to the appropriate number. Number 1 inflates the aircell on the right-side and Number 2 inflates the aircell on the left-side.
- To inflate aircell, press and release LARGE inflation pump found on the top right-side of brace. Pump until aircell feels snug.
- Repeat to inflate other aircell.



4 Deflate Aircells

- To deflate aircells, turn the SELECTOR to the proper aircell number.
- Press and hold finger on SMALL release button found on the top right-side of brace.
- Deflate until pressure is comfortable.



NOTE:
Deflate aircells before removing brace for proper fit when reapplying.

• Higher pressure provides more support when walking, lower pressure is more comfortable when sitting or reclining. Pressure can also be adjusted by tightening or loosening straps.

CLEANING INSTRUCTIONS:

The foam liner may be hand-washed in 86°F/30°C water with mild detergent and air-dried. Do not put in dryer or use other heat source to dry.

MATERIAL COMPONENTS

Shell: Polypropylene
 Front Panel: High Density Polyethylene
 Straps: Nylon
 Inflation Pumps: Thermoplastic Polyurethane
 Liner: Nylon/Polyurethane/Polyester (Outer/Foam /Inner mesh)
 Binding: Polyester
 Outer Sole / Insole: EVA/Rubber
 Selector dial: Nylon

PATENTED

DJO, LLC.

1430 Decision Street
 Vista, CA 92081-8553 U.S.A.
djoglobal.com/aircast



Copyright © 2017 by DJO, LLC

Individual results may vary. Neither DJO Global, Inc. nor any of its subsidiaries dispense medical advice. The contents of this brochure do not constitute medical, legal, or any other type of professional advice. Rather, please consult your healthcare professional for information on the courses of treatment, if any, which may be appropriate for you.