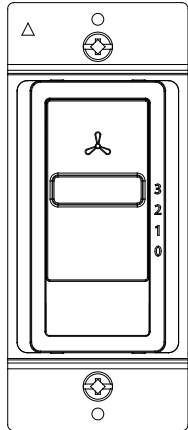


17007-F3

3-Speed Slide Fan Control Switch



SPECIFICATIONS

Voltage	120VAC, 60Hz
Fan Load.....	2.5A
Operating Temperature.....	32°F-104°F

DESCRIPTION/ FEATURES

Enerlites 17007-F3 3-speed fan control offers versatile regulation of your ceiling fan's speed, allowing you to tailor the airflow to your preference. With three distinct speed settings, you can effortlessly adjust the fan's intensity to suit different comfort levels or room sizes. Designed for simplicity and functionality, this control provides an easy and effective solution for optimizing air circulation in any space.

- Single Pole.
- No neutral wire required.
- Terminal screws for easy installation.

WARNING

Turn off the power at the circuit breaker before installing the dimmer.

Please read and understand these instructions before proceeding with the installation. This device is designed for installation in accordance with the National Electric Code and local regulations. We recommend that a qualified electrician performs the installation. Ensure that the circuit breaker or fuse(s) are turned off and power is disconnected before wiring the device.

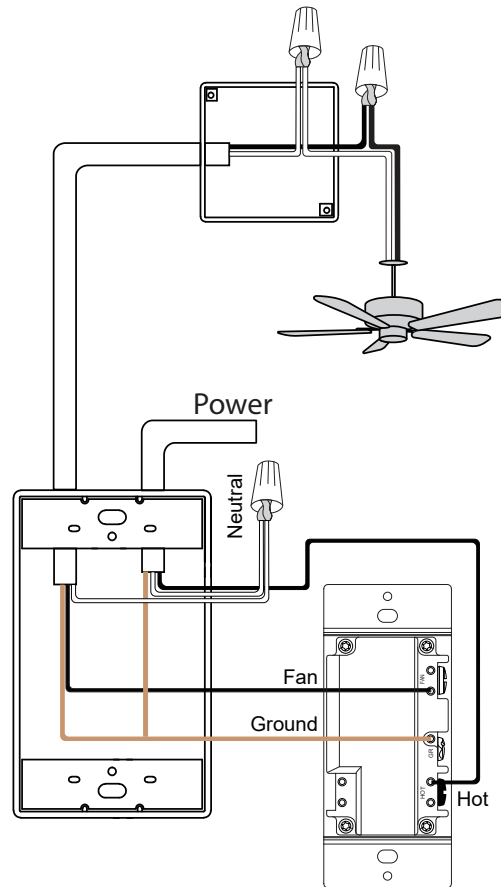
CAUTION - To reduce the risk of overheating and possible damage to other equipment, Do Not Install to control a receptacle, motor-operated appliance, fluorescent lighting fixture or a transformer supplied appliance.

- Risk of Electric Shock - More than one disconnect switch may be required to de-energize the device before servicing

Use copper wire only

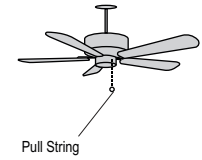
WIRING DIRECTIONS

1. Insert the HOT wire to the fan's HOT terminal.
2. Insert the LOAD wire to the fan's Load terminal.
3. Insert the GROUND wire to the fan's GROUND terminal.

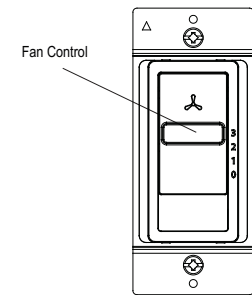


OPERATING INSTRUCTIONS

Before using this switch to control your fan, be sure to first set the speed on the ceiling fan to high. Some fan models may have a pull string attached to its side or underside. Please check the fan manufacturer's instructions on how to change fan speed.



The fan control is off when the slider is at the zero position. Then as you slide it up through positions 1-3, the fan speed increases from low to high.



WARRANTY INFORMATION

This device is warranted to be free of material and workmanship defects for 2 years from the date of purchase. Original receipt or proof of purchase from an authorized retailer must be presented upon warranty claim. ALL claims must be verified and approved by Enerlites, Inc. Warranties from other Enerlites products may vary. This warranty is nontransferable and does not cover normal wear and tear or any malfunction, failure, or defect resulting from misuse, abuse, neglect, alteration, modification, or improper installation. To the fullest extent permitted by the applicable state law, Enerlites shall not be liable to the purchaser or end user customer of Enerlites products for direct, indirect, incidental, or consequential damages even if Enerlites has been advised of the possibility of such damages. Enerlites' total liability under this or any other warranty, express or implied, is limited to repair, replacement or refund. Repair, replacement or refund are the sole and exclusive remedies for breach of warranty or any other legal theory.

