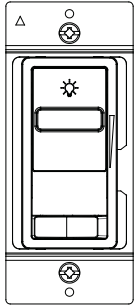


55307-12

12V Decorator LED Dimmer
Single Pole / 3-Way



WARNING

Turn off the power at the circuit breaker before installing the dimmer.

Please read and understand these instructions before proceeding with the installation. This device is designed for installation in accordance with the National Electric Code and local regulations. We recommend that a qualified electrician performs the installation. Ensure that the circuit breaker or fuse(s) are turned off and power is disconnected before wiring the device.

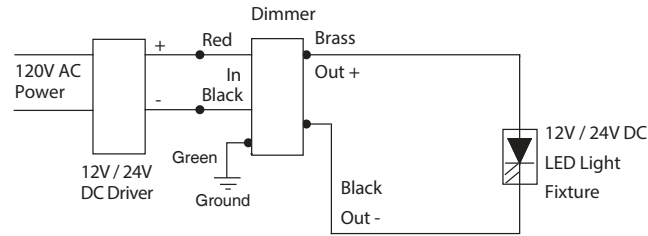
CAUTION - To reduce the risk of overheating and possible damage to other equipment, Do Not Install to control a receptacle, motor-operated appliance, fluorescent lighting fixture or a transformer supplied appliance.

- Risk of Electric Shock - More than one disconnect switch may be required to de-energize the device before servicing

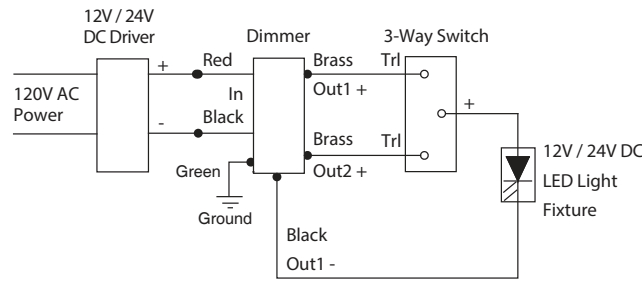
Use copper wire only

WIRING DIRECTIONS

Single-Pole wiring



3-Way wiring



WARRANTY INFORMATION

This device is warranted to be free of material and workmanship defects for 2 years from the date of purchase. Original receipt or proof of purchase from an authorized retailer must be presented upon warranty claim. ALL claims must be verified and approved by Enerlites, Inc. Warranties from other Enerlites products may vary. This warranty is nontransferable and does not cover normal wear and tear or any malfunction, failure, or defect resulting from misuse, abuse, neglect, alteration, modification, or improper installation. To the fullest extent permitted by the applicable state law, Enerlites shall not be liable to the purchaser or end user customer of Enerlites products for direct, indirect, incidental, or consequential damages even if Enerlites has been advised of the possibility of such damages. Enerlites' total liability under this or any other warranty, express or implied, is limited to repair, replacement or refund. Repair, replacement or refund are the sole and exclusive remedies for breach of warranty or any other legal theory.

SPECIFICATIONS

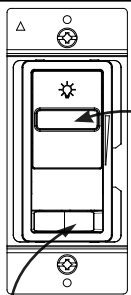
Input Voltage.....	12V or 24V DC
Output Voltage.....	12V or 24V DC
Max Load.....	100 W
Dimmer Range.....	0 - 100%
Dimmer Type.....	PWM (Pulse Width Modulation)
Compatibility.....	LED strip lights
Requirements.....	12/24V Transformer or Driver
Operating Temperature.....	32°F-104°F
Wire Gauge.....	#16-18 AWG for low-voltage wires

DESCRIPTION/ FEATURES

The 55307-12 is a 12V slider dimmer control specifically designed for dimmable LED lights and incandescent/halogen bulbs. It easily replaces a standard switch, allowing you to upgrade your lighting setup with smooth dimming capabilities. Ideal for enhancing ambiance and energy efficiency, this dimmer provides seamless control over your 12V LED lighting system with a sleek, user-friendly design.

- Controls lights up to 100-Watt of LED lighting load
- Slide up to on/brighten and down to dim/off
- Designed for single pole or 3-Way

OPERATING INSTRUCTIONS



Master dimming control. Slide up increases light level, down decreases light level.

Switch: Turns lights ON and OFF