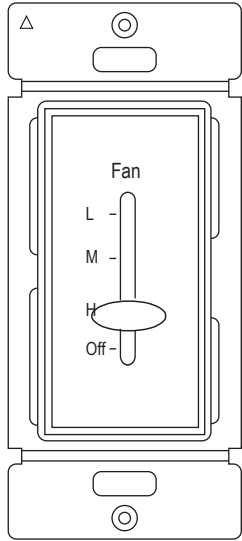


INSTALLATION INSTRUCTIONS



17000-F3

3-Speed Fan Control



WARNING

Turn the POWER OFF at the circuit breaker before installing

Read and understand these instructions before installing. This device is intended for installation in accordance with the National Electric Code and local regulations. It is recommended that a qualified electrician performs this installation. Make sure to turn off the circuit breaker or fuse(s).

DO NOT CONNECT NEUTRAL WIRES TO THIS DEVICE.

DO NOT USE WITH LOW-VOLTAGE BALLASTS OR DRIVERS.

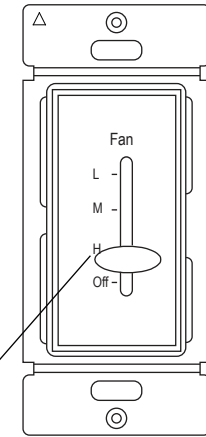
Use this device with copper or copper clad wire only.

CAUTION: To Reduce The Risk of Overheating and Possible Damage to Other Equipment, Do Not Install to Control a Receptacle, a Motor-Operated Appliance or a Fluorescent Light Fixture or a Transformer Supplied Appliance.

WIRING

1. Turn Off Circuit Breaker
2. Connect the HOT wire to the BLACK wire on the switch.
3. Connect the FAN wire to the BROWN wire on the switch.
4. Connect GROUND wire to GREEN wire on the switch.
5. Mount the Fan Speed Control to the box with "UP" indicator pointing up.
6. Turn on Circuit Breaker.
7. Set the speed on the ceiling fan to high

OPERATION



Fan control lever

Slide the lever to any of the 3 speed settings or "Off" for control of fan only. The lever will have a noticeable stop at each selection.

SPECIFICATIONS

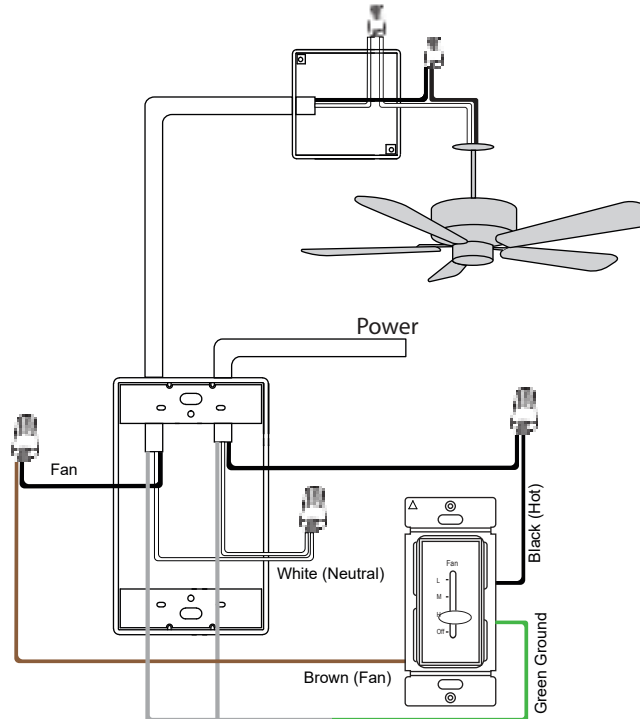
Voltage.....	120 VAC 60Hz
Load rating - 3 Speed Fan.....	2.5A
Operating Temperature.....	32°F-104°F

DESCRIPTION

The 17000-F3 Fan Control by Enerlites is designed to conveniently set the speed of a ceiling fan. The ceiling fan control provides convenient operation for fans with pull-chain controls. When installed, simply put your fan on the highest speed setting using the pull-chain control and then use the wall control to change the fan speeds and to turn it off.

FEATURES

- Replace standard switch with 17000-F3 for easy fan speed control without having to reach for the pull string.
- Provides 3 speed control for ceiling fan with slide control that stops at each speed.
- Single Pole only.
- No neutral wire required.



WARRANTY INFORMATION

This device is warranted to be free of material and workmanship defects for 2 years from the date of purchase. Original receipt or proof of purchase from an authorized retailer must be presented upon warranty claim. ALL claims must be verified and approved by Enerlites, Inc. Warranties from other Enerlites products may vary. This warranty is nontransferable and does not cover normal wear and tear or any malfunction, failure, or defect resulting from misuse, abuse, neglect, alteration, modification, or improper installation. To the fullest extent permitted by the applicable state law, Enerlites shall not be liable to the purchaser or end user customer of Enerlites products for direct, indirect, incidental, or consequential damages even if Enerlites has been advised of the possibility of such damages. Enerlites' total liability under this or any other warranty, express or implied, is limited to repair, replacement or refund. Repair, replacement or refund are the sole and exclusive remedies for breach of warranty or any other legal theory.

