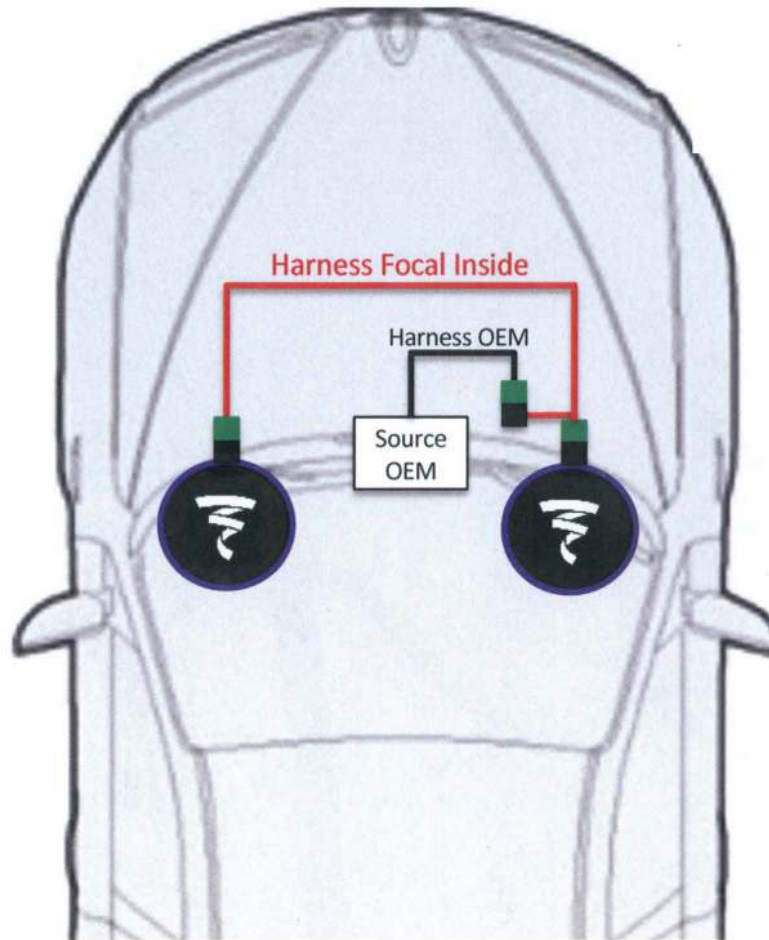
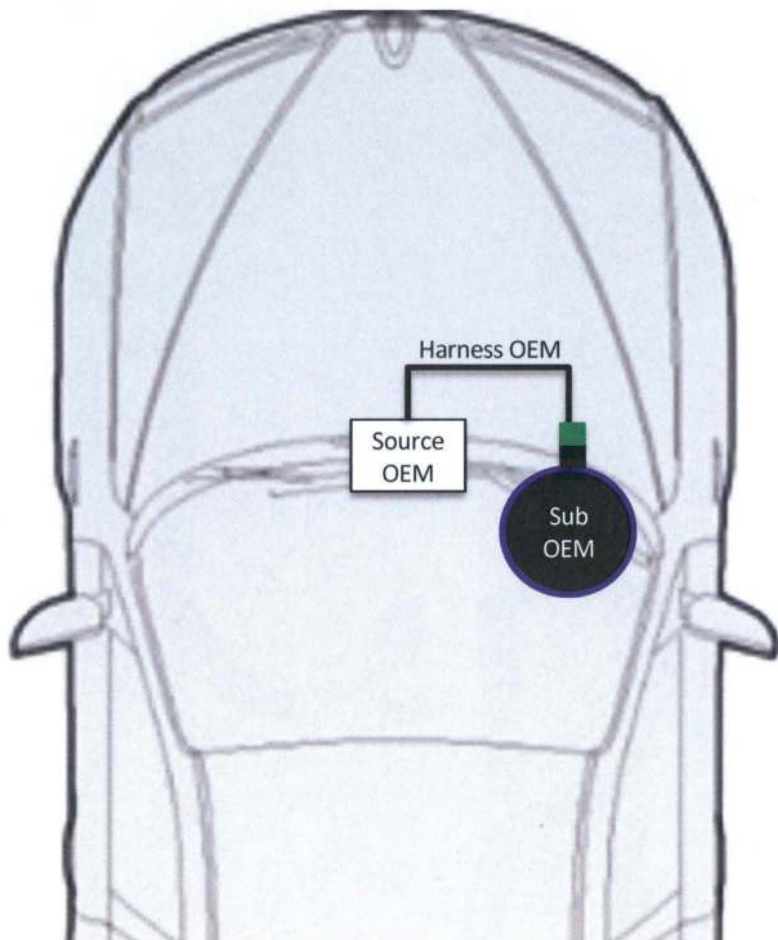

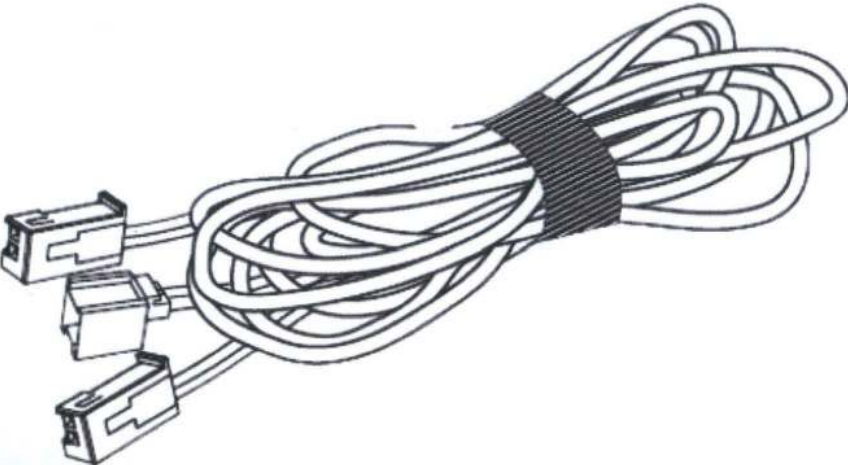



MBZ HARNESS



Subwoofer

HARNESS

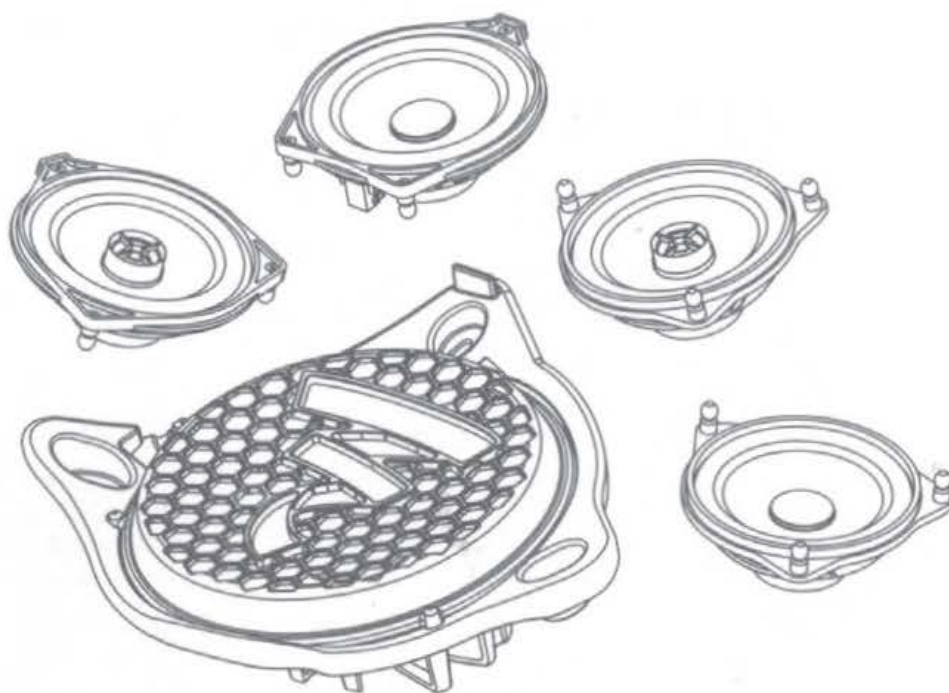


IS MBZ 100, IC MBZ 100, ICR MBZ 100, ICC MBZ 100, ISUB MBZ 2

Manuel d'utilisation / User Manual / Gebrauchsanleitung /
Manuale d'uso / Manual de uso / Manual de utilização /
Handleiding / Instrukcja obsługi / Руководство по
эксплуатации / 使用手册 / 사용 설명서 /
取扱説明書 / دليل المستخدم

FR



GB



 **FOCAL®**



READ FIRST!
IMPORTANT SAFETY INSTRUCTIONS!

	<p>The exclamation mark represented in an equilateral triangle is intended to alert users to the existence of important instructions in the user manual relating to the use and maintenance of the device.</p>	
<p>1. Read these instructions. 2. Keep these instructions. 3. Heed all the warnings. 4. Follow all the instructions. 5. To avoid damaging your hearing, do not listen to loudspeakers at high volumes for long periods of time. Listening to loudspeakers at high volumes can cause damage to the user's ears and may lead to hearing problems (temporary or permanent deafness, buzzing in the ears, tinnitus, hyperacusis). Exposure to excessive volumes (over 85 dB) for more than one hour can cause irreparable damage to your hearing.</p>	<p>6. If a subwoofer is installed in your vehicle, it is important to secure it firmly. We recommend that you attach the enclosure to the floor or chassis of the vehicle for safety. If the subwoofer is not properly secured, it could become a projectile in the event of an accident. This point is even more important if the subwoofer is installed in a hatchback, a station wagon, a utility vehicle or a van.</p>	<p>7. If cables or harnesses are provided, use them the proper way (like mentioned in this user manual) without replacing or modifying them. 8. If a fuse is included in the kit or harness, use only same rating one in case of replacement.</p>
 <p>(CEI 60417-6044)</p>		

IS MBZ 100, IC MBZ 100, ICR MBZ 100, ICC MBZ 100, ISUB MBZ 2

Manuel d'utilisation / User manual

16

Vérifiez en ligne
les compatibilités et les consignes
d'installation mises à jour.

**Check Online Updated
Compatibility list
and installation manual.**

www.focal-inside.com



IS MBZ 100, IC MBZ 100, ICR MBZ 100, ICC MBZ 100, ISUB MBZ 2

Manuel d'utilisation / User manual

17

Pour installer
votre produit Focal Inside,
veuillez-vous référer aux vidéos
d'installation et de montage
disponibles en ligne.

**To set up your Focal Inside
product, please watch online
the installation video.**

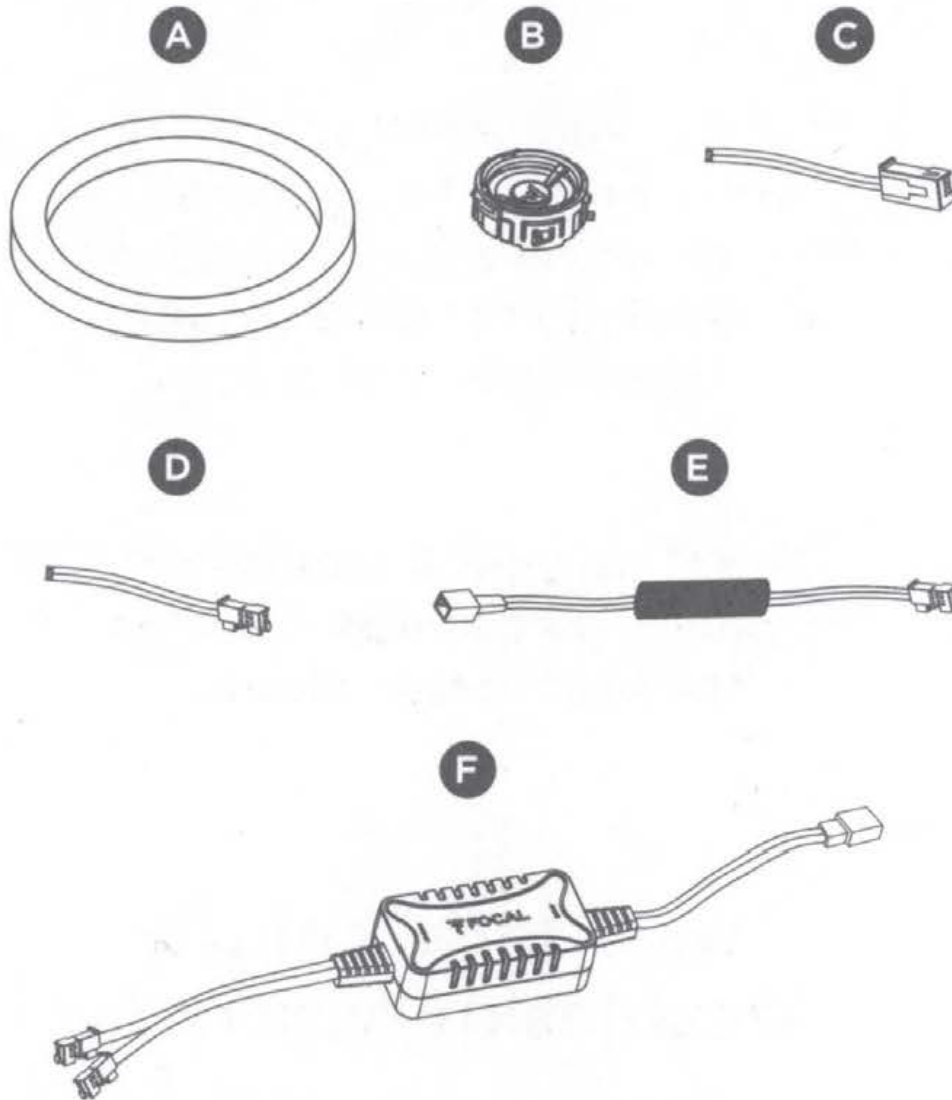
**[www.focal.com/
focal-inside/videos/](http://www.focal.com/focal-inside/videos/)**



IS MBZ 100, IC MBZ 100, ICR MBZ 100, ICC MBZ 100, ISUB MBZ 2

Accessoires / Accessories

18



IS MBZ 100 :

B (x2) / **E** (x2) / **F** (x2)

IC MBZ 100 :

E (x2)

ICC MBZ 100 :

A (x1) / **D** (x1)

ICR MBZ 100 :

D (x2)

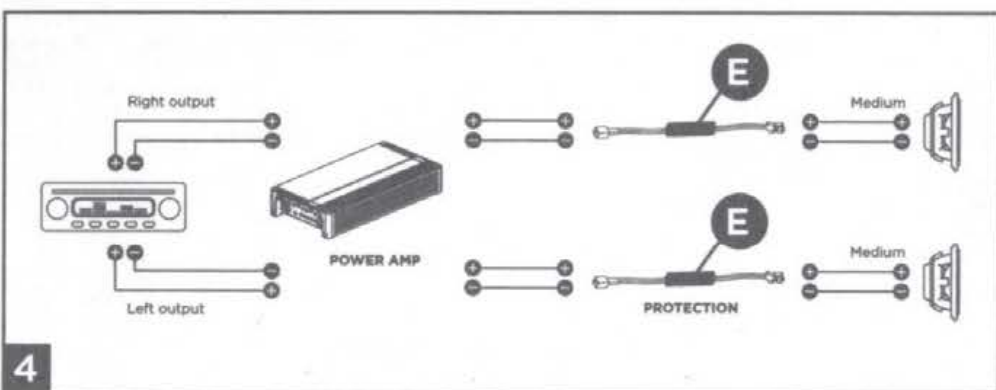
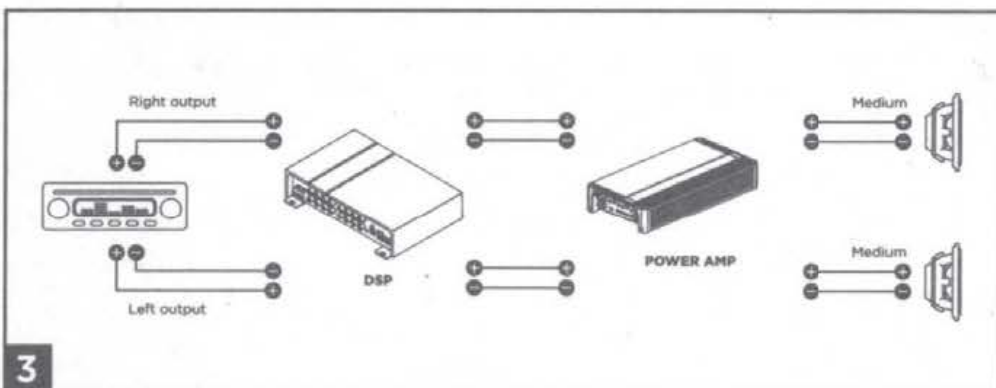
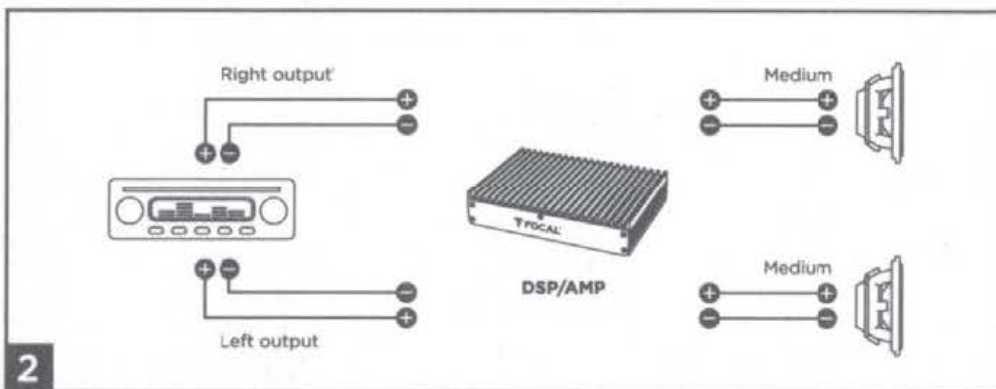
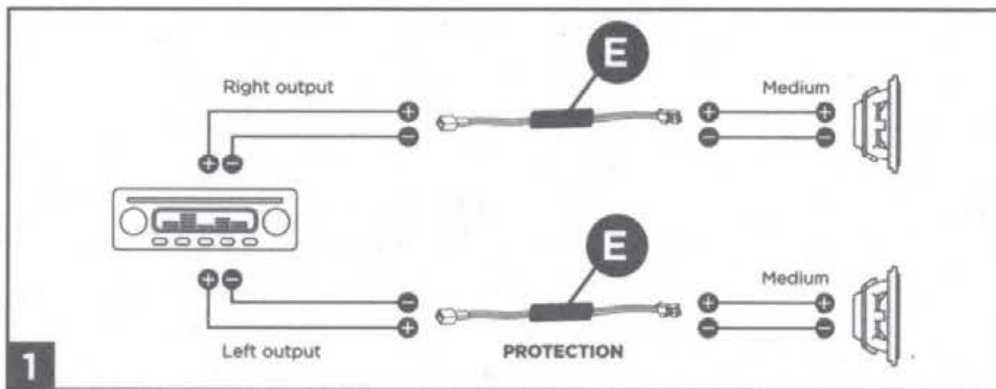
ISUB MBZ 2 :

C (x2)

IS MBZ 100, IC MBZ 100

Cas d'usages de la protection du woofer /
Use cases of woofer protection

19



IS MBZ 100, IC MBZ 100, ICR MBZ 100, ICC MBZ 100, ISUB MBZ 2

Specifications

22

	IS MBZ 100	IC MBZ 100
Type	2-way component kit	2-way coaxial kit
Maximum power	100W	80W
Nominal power	50W RMS	40W RMS
Sensitivity (2,83V/1m)	87dB	88dB
Frequency response	150Hz-20kHz	150Hz-20kHz
Impedance	4Ω	4Ω
Midrange	4" (100mm)	4" (100mm)
Tweeter	Aluminium inverted dome tweeter	-
Cone	Flax	Flax
Voice-coil diameter	1" (25mm)	1" (25mm)
Voice-coil height	5/16" (8mm)	5/16" (8mm)
Magnet	Neodymium	Neodymium
Surround	Butyl	Butyl
Crossover	Woofer: in-line box Tweeter: in-line	Integrated

	ICR MBZ 100	ICC MBZ 100
Type	2-way surround coaxial kit	Central speaker
Maximum power	80W	50W x 2
Nominal power	40W RMS	25W RMS x 2
Sensitivity (2,83V/1m)	88dB	82.7dB
Frequency response	150Hz-20kHz	150Hz-20kHz
Impedance	4Ω	4Ω
Midrange	4" (100mm)	4" (100mm)
Cone	Flax	Flax
Voice-coil diameter	1" (25mm)	1" (25mm)
Voice-coil height	5/16" (8mm)	5/16" (8mm)
Magnet	Neodymium	Neodymium
Surround	Butyl	Butyl
Crossover	Integrated	-

IS MBZ 100, IC MBZ 100, ICR MBZ 100, ICC MBZ 100, ISUB MBZ 2

Specifications

23

ISUB MBZ 2	
Type	Subwoofers kit
Maximum power	150W x 2
Nominal power	75W RMS x 2
Sensitivity (2,83V/1m)	93.3dB
Impedance	2Ω
Subwoofer	8" (200mm)
Cone	Polyglass
Voice-coil diameter	1 ³ / ₈ " (35mm)
Voice-coil height	1/2" (13mm)
Magnet	Neodymium
Surround	Butyl

IS MBZ 100, IC MBZ 100, ICR MBZ 100, ICC MBZ 100, ISUB MBZ 2

User manual

26

GB

Please validate your Focal-JMLab warranty,
it is now possible to register
your product online:
www.focal.com/warranty



Thank you for choosing Focal kits IS MBZ 100, IC MBZ 100, ICR MBZ 100, ICC MBZ 100 & ISUB MBZ 2, and for sharing our passion for sound and for music. Designed using acoustic technologies, these speakers integrate Focal's perfectionist believes, developing products with high power handling, and unrivalled sound quality. To obtain the best results from this product, we recommend that you follow carefully all the information contained in this user's manual. If not correctly followed, any fault observed may not be covered by the warranty.

Conditions of warranty

All Focal loudspeakers are covered by warranty drawn up by the official Focal distributor in your country. Your distributor can provide all details concerning the conditions of warranty. Warranty cover extends at least to that granted by the legal warranty in force in the country where the original purchase invoice was issued.

IS MBZ 100, IC MBZ 100, ICR MBZ 100, ICC MBZ 100, ISUB MBZ 2

User manual

27

Important recommendations

Before attempting any installation, check first how much space is available to fit the speakers into the vehicle (cf plans on the packaging), then proceed with the cutting. In the case of assembly in original location, check that there is enough space between the speaker and the protections grille.

- Ensure the speaker is clean from debris and metallic particles that may be attached (especially after drilling).
- Clean before mounting the speakers.

Running period

IS MBZ 100, IC MBZ 100, ICR MBZ 100, ICC MBZ 100 & ISUB MBZ 2, drive units use the very latest components. To ensure such complex mechanical elements work in harmony with each other, they must be allowed to function correctly in this environment. Changes in temperature and humidity are regarded as very hostile. In order to get the best of your IS MBZ 100, IC MBZ 100, ICR MBZ 100, ICC MBZ 100 & ISUB MBZ 2 speakers, a running-in period must be respected to ensure they are ready for this. We recommend that, once the system is ready for listening, the drive units should be run-in with medium volume setting, with music that has the full bandwidth of frequencies (sub-bass through treble). This running-in period should last for a few weeks, to gain the full potential. After which the excellent performance of your IS MBZ 100, IC MBZ 100, ICR MBZ 100, ICC MBZ 100 & I SUB MBZ 2 kits can be fully appreciated.

Installation

1. Identify the location of your woofers, but also of your tweeters in the case of a 2-way component kit.
2. Carefully disconnect and disassemble the original speakers.
3. Mount the Focal speaker driver in the original slots of your vehicle and connect them.

Installation details may vary from model to model, so we recommend that you watch our installation tutorials online.

In order to improve the performance of your installation and to eliminate unwanted noise, we recommend the use of the Focal B.A.M..

GB

IS MBZ 100, IC MBZ 100, ICR MBZ 100, ICC MBZ 100, ISUB MBZ 2

28



Élimination correcte de ce produit.

Ce marquage indique que ce produit ne doit pas être éliminé avec les autres déchets ménagers au sein de l'UE. Par mesure de prévention pour l'environnement et pour la santé humaine, veuillez le recycler de manière responsable, pour favoriser la réutilisation des ressources matérielles. Pour retourner votre appareil usé, veuillez utiliser les systèmes de retour et de collecte ou contactez le détaillant chez lequel le produit a été acheté. Celui-ci pourra procéder au recyclage du produit en toute sécurité.



Correct elimination of this product.

This marking indicates that within the EU this product should not be disposed of with other household wastes. To prevent any risk to the environment or human health, please recycle them responsibly to encourage the reuse of material resources. To return your used device, please use the return and collection systems available, or contact the retailer where you purchased the product. They can recycle this product safely.



Ordnungsgemäße Entsorgung des Produkts.

Diese Kennzeichnung weist darauf hin, dass dieses Produkt innerhalb der EU nicht mit anderen Haushaltsabfällen entsorgt werden darf. Als Präventivmaßnahme für die Umwelt und die menschliche Gesundheit muss auf eine verantwortungsbewusste Wiederverwertung zur Förderung der Wiederverwendung von materiellen Ressourcen geachtet werden. Für die Rückgabe von Gebrauchtgeräten verwenden Sie bitte zur Verfügung stehende Rückgabe- und Recyclingsysteme oder wenden Sie sich an den Händler, bei dem Sie das Produkt erworben haben. Letzterer kann das Gerät sicher dem Wertstoffkreislauf zuführen.



Eliminación correcta de este producto.

Este símbolo indica que este producto no debe eliminarse con el resto de residuos domésticos dentro de la UE. Con el objetivo de proteger el medioambiente y la salud pública, recicle de forma responsable para favorecer la reutilización de los recursos materiales. Para devolver su aparato usado, utilice los sistemas de devolución y recogida o póngase en contacto con el vendedor del producto. Este podrá proceder al reciclaje del producto de forma totalmente segura.

Pour validation de la garantie
Focal-JMlab, il est maintenant possible
d'enregistrer son produit en ligne :

www.focal.com/garantie



Please validate your Focal-JMlab
warranty, it is now possible to register
your product online:

www.focal.com/warranty



Registrieren Sie Ihr Produkt online, um Ihre Focal-JMlab-Garantie
zu bestätigen:

www.focal.com/warranty

Per validare la garanzia Focal-JMlab adesso è possibile registrare
il prodotto on-line su:

www.focal.com/warranty

Para validar la garantía Focal-JMlab, ahora también puede registrar
su producto en línea:

www.focal.com/warranty

Para validar a garantia Focal-JMlab, agora é possível registrar um
produto online:

www.focal.com/warranty

Voor garantie validatie Focal -JMlab, Het is nu mogelijk om het
product online te registreren:

www.focal.com/warranty

Для подтверждения гарантии Focal-JMlab, еперь продукт можно
зарегистрировать на сайте

www.focal.com/warranty

请于10天内寄回随附的产品质保书，使Focal-JMlab质保生效。您现在可
以在线注册产品：

www.focal.com/warranty

Focal-JMlab의 개런티 유효화를 위해, 이제 웹사이트에서 제품의 온라인
저장 등록도 가능합니다 :

www.focal.com/warranty

Focal-JMlabの保証を有効にするには、現在、製品のオンライン登録が
可能になりました：

www.focal.com/warranty

الرجاء تفعيل ضمان Focal-JMlab الخاص بك،
يمكنك الآن تسجيل منتجك عبر الإنترنت على موقع:

www.focal.com/warranty

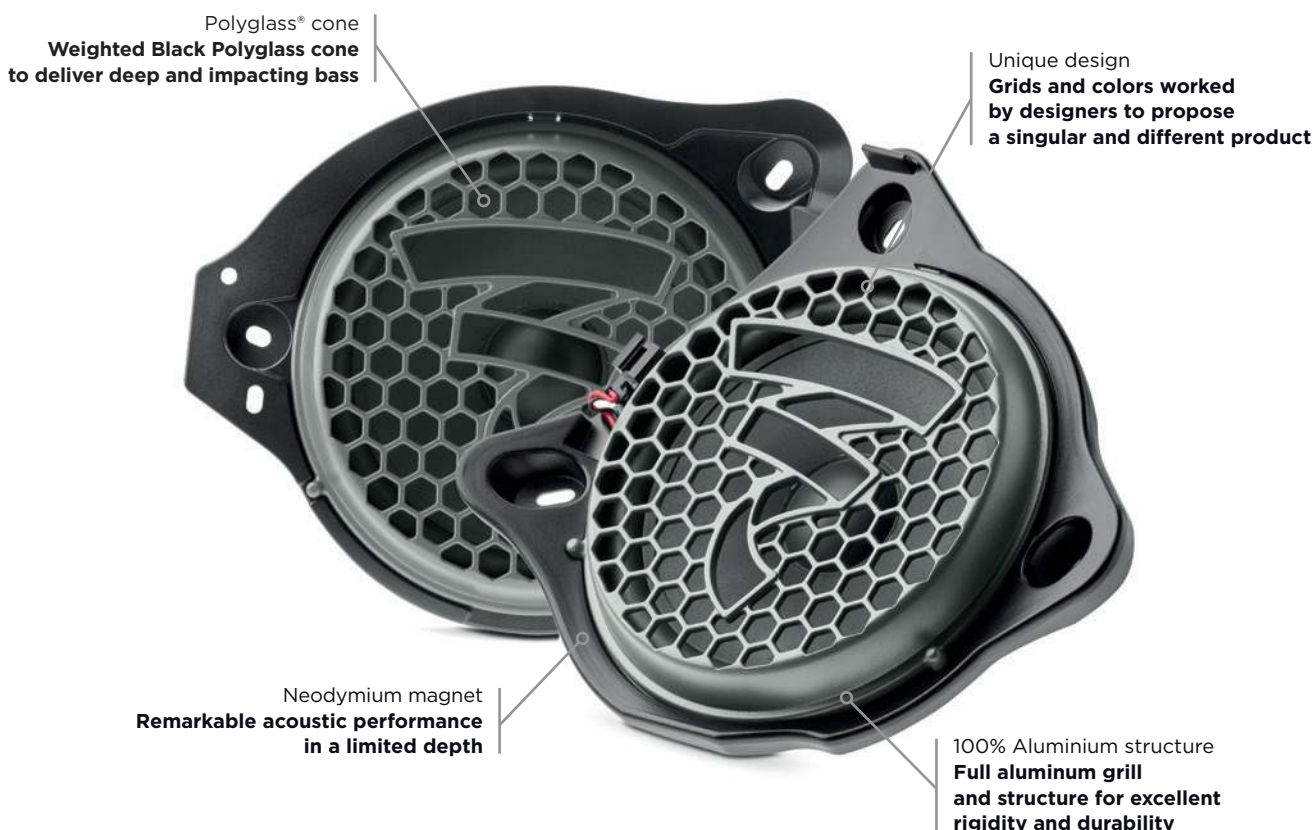


Focal-JMlab* - BP 374 - 108, rue de l'Avenir -
42353 La Talaudière cedex - France - www.focal.com
Tel. (+33) 04 77 43 57 00 - Fax (+33) 04 77 43 57 04 -
SCCG - 18/09/2020 - V2 - CODO1650

ISUB MBZ 2

Product Data Sheet

The ISUB MBZ 2 high-fidelity subwoofers kit for Mercedes-Benz is part of the reference solution for drivers who want to easily and discreetly integrate a complete high-end audio system into their vehicle. The stylishly designed left and right subwoofers are perfectly integrated into the vehicle floor and considerably increase the level and quality of bass in the vehicle's interior. They have been developed to make optimum use of the space available in the original locations, thanks to exclusive Focal technologies.



Key Points

- Developed in France by Focal
- Simple and quick installation
- Invisible integration in the vehicle's interior
- High fidelity sound and high power capability
- Dedicated left and right speakers
- Plug & Play OEM connector dedicated to the vehicle
- Installation video tutorial (available)

Check your car compatibility at www.focal-inside.com



Mercedes-Benz

[Mercedes-Benz*: C-Class, E-Class, S-Class, GLC...]
Check online your vehicle compatibility.

Type	Subwoofers kit
Subwoofer	8" (200mm)
Voice coil diameter	1 ³ / ₈ " (35mm)
Voice coil height	1/2" (13mm)
Magnet	Neodymium
Cone	Polyglass
Surround	Butyl
Impedance	2Ω
Max. power	150W x 2
Nom. power	75W RMS
Sensitivity (2.83V/1m)	93.3dB

FOCAL® INSIDE

Focal® is a trademark of Focal-JMLab® - www.focal.com - SCCG - 19/11/2020 - v1

FOCAL®

ISUB MBZ 2

Technical Sheet

Subwoofer

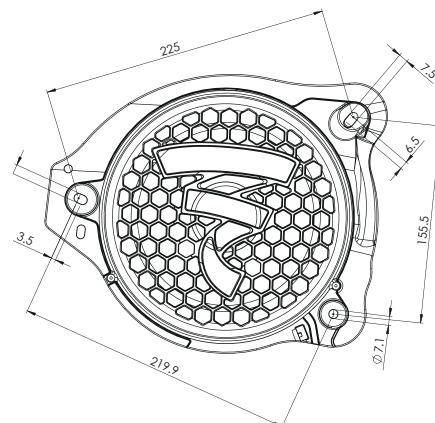
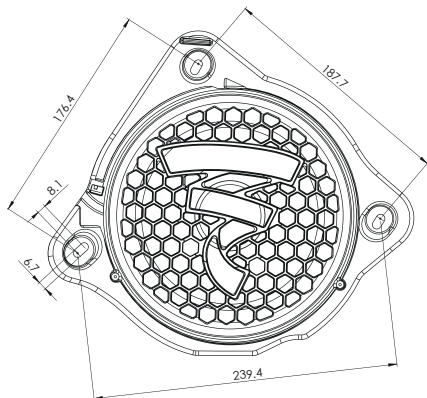
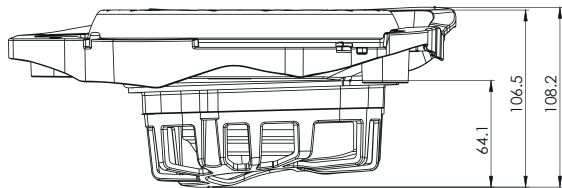
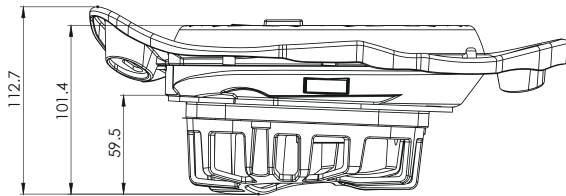


SPECIFICATIONS

Nominal power	75W by coil
Maximum power	150W by coil
Sensitivity	93.3dB
Nom. impedance	2 Ω
Cone	Polyglass
Surround	Butyl
DC resistance	2 Ω
VC diameter	35mm 1 ^{3/8} "
Former	Kapton
Layers	2
Wire	Copper
Net weight	1410g 3.11 lbs
Frequency response	35-200Hz

MECHANICAL DRAWING

Dimensions in mm



PARAMETERS

Rdc	2.06 Ω
Fs	52Hz
Mms	39.32g
Cms	0.235mm/N
Vas	15.2 l
Qts	0.534
Qes	0.639
Qms	3.25
Bxl	6.46N/A
Sd	213.82cm ²
SPL	87.3dB
Xmax	7.5mm

FOCAL[®] INSIDE

Focal[®] is a trademark of Focal-JMLab[®] - www.focal.com - SCCG - 12/11/2020 - v1

FOCAL[®]