




# HALO<sup>®</sup>

## RapidPack 10K Wireless

Contains a 10,000 mAh Battery



### **OPERATING INSTRUCTIONS**

PLEASE READ BEFORE OPERATING THIS EQUIPMENT

## **THANK YOU**

*We appreciate your business and would like to thank you for choosing HALO!*

*Your safety is important to us.*

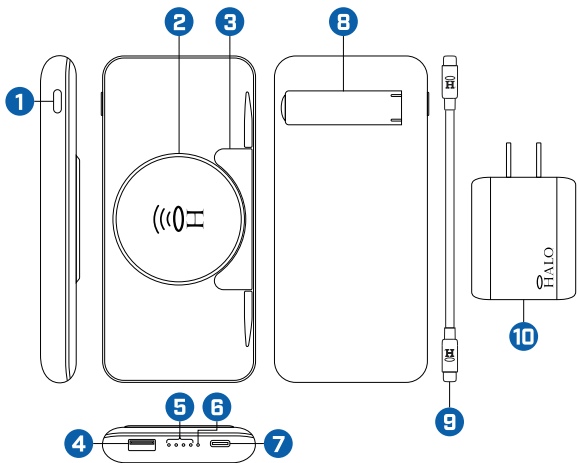
*Please read the instructions carefully and utilize the proper precautions before operating this equipment.*

## TABLE OF CONTENTS

Included Items.....	2
Operating Instructions.....	3
Specifications.....	8
Warranty and Contact Information.....	8
Safety Precautions.....	9
FCC Compliance.....	10

# INCLUDED ITEMS

- HALO RAPIDPACK 10K WIRELESS
- 20W USB Charging Adapter
- USB C-to-C Cable



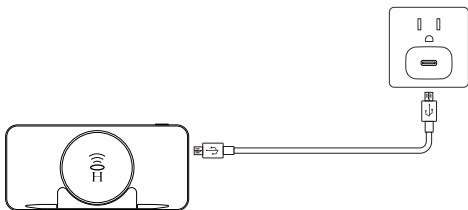
- 1 | Power ON/OFF Button
- 2 | Wireless Charging Pad
- 3 | Flip Out Phone Holder
- 4 | USB A Output Port
- 5 | Battery Indicators
- 6 | PD/QC and Wireless Indicator
- 7 | USB C Bi-direction Port
- 8 | Integrated Kickstand
- 9 | USB C-to-C Cable
- 10 | 20W USB Charging Adapter

# OPERATING INSTRUCTIONS

## CHARGING YOUR HALO RAPIDPACK 10K WIRELESS

**IMPORTANT:** Before using your HALO RAPIDPACK 10K WIRELESS for the first time, fully charge it.

HALO RAPIDPACK 10K WIRELESS can be charged using the USB-C bidirectional port. The USB-C port allows faster charging. The total charge time is 3-4 hours.



### NOTE:

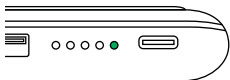
- While charging, the Power Level Indicator lights will indicate the charge percentage.
- When fully charged, disconnect the charging cable.

## POWER LEVEL INDICATORS

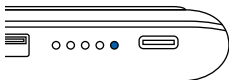
Indicator Lights	Amount of Charge
● ○ ○ ○	0% - 24%
● ● ○ ○	25% - 49%
● ● ● ○	50% - 74%
● ● ● ●	75% - 100%

\*Blinking light indicates recharging.  
Solid lights indicate fully charged.

## POWER DELIVERY/QUICK CHARGE AND WIRELESS INDICATOR DISPLAY



Displays **GREEN** when Power Delivery/Quick Charge is active.



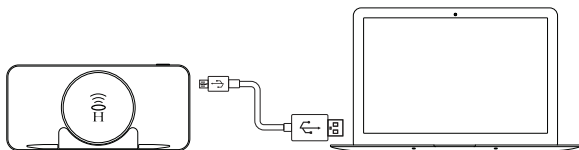
Displays **BLUE** when Wireless output is active.

## CHARGING YOUR PERSONAL ELECTRONIC DEVICE

Use the appropriate charging cable that came with the HALO RAPIDPACK 10K WIRELESS to charge your electronic device. You can charge up to three devices simultaneously. Once your electronic device is connected, it will begin charging automatically.

### NOTE:

- You may also use the USB cable that was supplied with your electronic device.
- The HALO RAPIDPACK 10K WIRELESS may be charged and discharged simultaneously.



## WIRELESS CHARGING A COMPATIBLE SMARTPHONE

1. Place your wireless-compatible device on top of the wireless charging pad on top of your HALO RAPIDPACK 10K WIRELESS and press the USB/Wireless ON/OFF Button. Charging will begin.
2. Check your smartphone to confirm it is charging. If it is not charging, adjust the position of the phone on top of the wireless charging pad.

### **NOTE:**

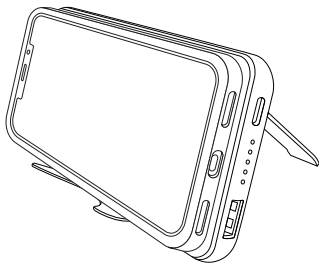
- Ensure there is no metal obstruction on the back of the phone or phone case, or credit cards inside the phone case while wirelessly charging. LED will rapidly blink blue if an obstruction is detected.
- Wireless charging offers the convenience of cable-free charging. However, in some cases, charging speed may be faster using "wired" charging. This may vary based on the type of mobile device.
- The wireless transmission of energy during the inductive charging process will naturally generate more heat compared to "wired" charging.

# WIRELESS CHARGING TROUBLESHOOTING TIPS

CONDITION	POTENTIAL CAUSE	SOLUTION
Smartphone does not charge when placed on the wireless charging pad.	The wireless function is controlled via the USB and Wireless Charging ON/OFF Button.	Press the USB and Wireless Charging ON/OFF Button to activate wireless charging. The display will illuminate blue when it is active.
	Mobile phone is not properly aligned and centered on top of the wireless charging pad.	Reposition mobile phone so that it is centered on the top of wireless the charging pad.
	Phone case may be too thick or other obstructions such as metal, magnets stickers, and rings may prevent wireless charging.	Remove any obstructions that are on the back of the phone.
	Phone is not compatible with wireless charging.	Confirm your smartphone is compatible with wireless charging.

## WATCH WHILE CHARGING

Your HALO RAPIDPACK 10K WIRELESS is equipped with an integrated kickstand and fold-out phone holder, so that you can easily watch your favorite movie or TV series while charging your phone. Works with most small to mid-size smartphones.



## SPECIFICATIONS

Battery Capacity.....	10,000mAh / 37Wh 3.7V
USB-C Input.....	5V 3A, 9V 2A, 12V 1.5A
USB-C Output.....	5V 3A, 9V 2.22A, 12V 1.67A
USB-A Output.....	4.5V 5A, 5V 3A, 5V 4.5A, 9V 2A, 12V 1.5A
Wireless Output.....	Max 15W
Max Output.....	22.5W
Total Output(USB-C + USB-A).....	5V 3A
Dimensions.....	5.7 x 2.8 x 0.8 inches
Weight.....	0.5 lbs
Operating Temperature.....	32°F - 113°F (0 - 45°C)

## LIMITED WARRANTY

At HALO, we are dedicated to making the best quality products. To back this up, this product is warranted. HALO warrants its products to be free from defects in material and workmanship under normal use. During the first 90 days from date of purchase, HALO will repair or replace the defective product. This warranty does not affect any statutory rights that you may be entitled to. Keep a copy of your purchase receipt as proof of purchase.

For all questions about the warranty or exchange requests, please call 888-907-6274 or visit our website at [www.HALOPOWER.com](http://www.HALOPOWER.com).

All copyrighted and copyrightable materials, including, without limitation, the logo, design, text, graphics, pictures, copy writing and the selection and arrangement (“Materials”) thereof are ALL RIGHTS RESERVED Copyright © 2022 Alliance Sports Group, L.P.

Alliance Consumer Group  
700 Henrietta Creek Road  
Roanoke, Texas 76262

Made in China



## **SAFETY PRECAUTIONS / MOVING AND STORAGE INSTRUCTIONS**

***CAUTION - Read all safety information before using this product. Failure to follow these instructions may result in electrical shock, explosion, fire which may result in serious injuries, death or property damage.***

- Read all instructions before using the product.
- Misusing or incorrectly connecting your HALO RAPIDPACK 10K WIRELESS may cause electric shock to users and damage equipment.
- Do not operate in explosive atmospheres such as in the presence of flammable liquids, gases or dust.
- Keep dry and away from moisture and corrosive materials. This product should not be used near water or wet areas such as bathtubs, showers, bathrooms, sinks, swimming pools or basements.
- Do not expose to moisture, water, rain, or snow.
- Keep away from heat sources, including open flames, radiators, stoves, ovens, and any other devices that produce heat.
- The battery used in this device may present a risk of fire or chemical burn if mistreated. Do not expose to fire or excessive temperature. Do not expose to heat above 176°F (80°C) or incinerate.
- In the unlikely event of leakage or explosion use sand or a chemical fire extinguisher. If contact accidentally occurs, flush with water. If liquid contacts eyes, additionally seek medical help. Liquid ejected from the battery may cause irritation or burns.
- HALO RAPIDPACK 10K WIRELESS may become warm under extended high power operation. Do not cover, wrap,

- or otherwise restrict during operation.
- Do not disassemble the HALO RAPIDPACK 10K WIRELESS. There are no user-serviceable parts inside. Incorrect reassembly may result in shock or fire hazard.
  - Do not drop or subject to strong impacts. Do not operate if the unit has received a sharp blow, or has otherwise been damaged in any way.
  - Do not puncture, crush or subject to mechanical shock.
  - This product and its accessories are not toys and should be kept away from children.
  - Do not insert any foreign object into the ports or openings.
  - Do not clean with harsh chemicals, soaps or detergents. Just wipe the unit with a soft cloth.
  - Make sure the charging ports do not become contaminated with lint or other debris. Use a canned-air type of product periodically to ensure that the port openings are clear.
  - Batteries should be recycled or disposed of as per state and local guidelines.

## COMPLIANCE WITH FCC REGULATION

This device complies with part 15 of the FCC Rules and RSS-Gen of IC Rules. Operation is subject to the following two conditions: (1) This device may not cause harmful interference, and (2) this device must accept any interference received, including interference that may cause undesired operation.

### **NOTE:**

This equipment has been tested and found to comply with the limits for a Class B digital device, pursuant to part 15 of the FCC Rules. These limits are designed to provide reasonable protection against harmful interference in a

residential installation. This equipment generates, uses, and can radiate radio frequency energy and, if not installed and used in accordance with the instructions, may cause harmful interference to radio communications. However, there is no guarantee that interference will not occur in a particular installation. If this equipment does cause harmful interference to radio or television reception, which can be determined by turning the equipment off and on, the user is encouraged to try to correct the interference by one or more of the following measures:

- Reorient or relocate the receiving antenna.
- Increase the separation between the equipment and receiver.
- Connect the equipment into an outlet on a circuit different from that to which the receiver is connected.
- Consult the dealer or an experienced technician for help.
- Any changes or modifications not expressly approved by the party responsible for compliance could void the user's authority to operate the equipment.

**CAUTION:**

To comply with the limits of the Class B digital device, pursuant to Part 15 of the FCC Rules, this device must be used with certified peripherals and shielded cables. All peripherals must be shielded and grounded. Operation with non-certified peripherals or non-shielded cables may result in interference to radio or reception.

**MODIFICATION:**

Any changes or modifications of this device could void the warranty.







[www.HALOPOWER.com](http://www.HALOPOWER.com)

**FCC Warning Statement: Changes or modifications to this unit not expressly approved by the party responsible for compliance could void the user's authority to operate the equipment. This equipment has been tested and found to comply with the limits for a Class B digital device, pursuant to Part 15 of the FCC Rules. These limits are designed to provide reasonable protection against harmful interference in a residential installation. This equipment generates, uses and can radiate radio frequency energy and, if not installed and used in accordance with the instructions, may cause harmful interference to radio communications.**

**However, there is no guarantee that interference will not occur in a particular installation. If this equipment does cause harmful interference to radio or television reception, which can be determined by turning the equipment off and on, the user is encouraged to try to correct the interference by one or more of the following measures:**

- **Reorient or relocate the receiving antenna.**
- **Increase the separation between the equipment and receiver.**
- **Connect the equipment into an outlet on a circuit different from that to which the receiver is connected.**
- **Consult the dealer or an experienced radio/TV technician for help.**

**This device complies with Part 15 of the FCC Rules. Operation is subject to the following two conditions: (1) this device may not cause harmful interference, and (2) this device must accept any interference received, including interference that may cause undesired operation.**

#### **FCC Radiation Exposure Statement**

**The device has been evaluated to meet general RF exposure requirement. The device can be used in portable exposure condition without restriction.**