

Honeywell

THE POWER OF CONNECTED

Xenon™ XP 1952g/1952g-BF
CCB01-010BT/CCB01-010BT-BF
CCB-H-010BT/CCB-H-010BT-BF

Cordless Area-Imaging Scanner and Charge Bases

Quick Start Guide

1952-52BF-EN-QS-01 Rev (a)



Agency Model: 1952/1952-BF/ CCB-H-010BT/ CCB-H-010BT-BF

Note: Refer to your User Guide for information about cleaning your device.

Getting Started

Turn off computer's power before connecting the scanner, then power up the computer once the scanner is fully connected. When the base is connected and powered up, put the scanner in the base to establish a link. The green LED on the base flashes to indicate the scanner's battery or charge pack is charging.

Power Supply Assembly (if included)



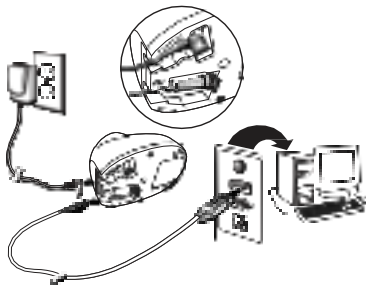
Note: The power supply must be ordered separately, if needed.

Connecting the

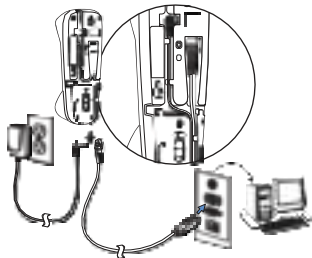
USB:

Note: If you are charging the scanner using the USB cable, the current available for charging is reduced and charge times are increased. Charging via the power supply is faster.

CCB01-010BT or CCB01-010BT-BF Base:

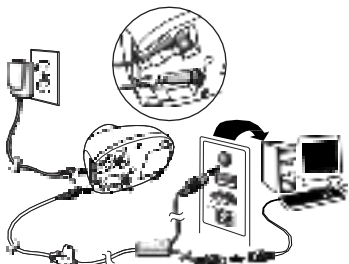


CCB-H-010BT or CCB-H-010BT-BF Base:

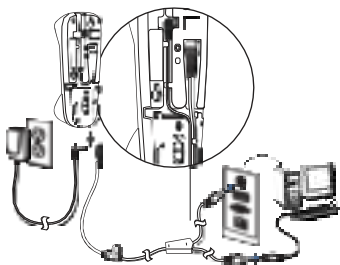


Keyboard Wedge:

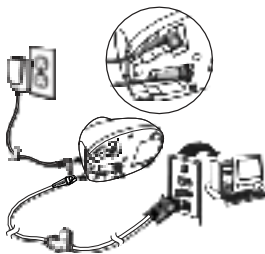
CCB01-010BT or CCB01-010BT-BF Base:



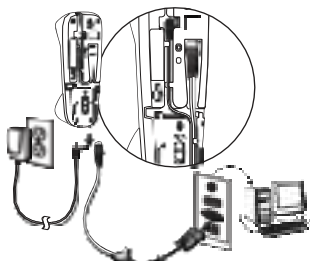
CCB-H-010BT or CCB-H-010BT-BF Base:



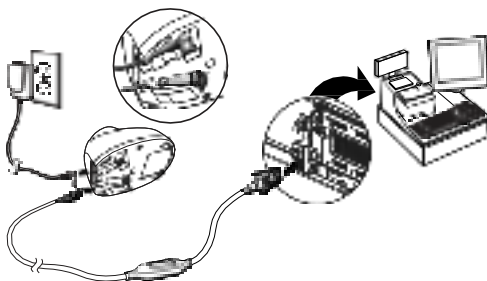
RS232 Serial Port: CCB01-010BT or CCB01-010BT-BF Base:



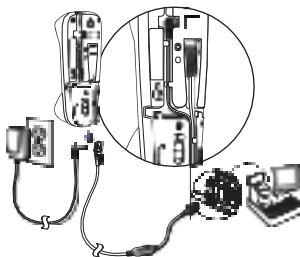
CCB-H-010BT or CCB-H-010BT-BF Base:



**RS485:
CCB01-010BT or CCB01-010BT-BF Base:**



CCB-H-010BT or CCB-H-010BT-BF Base:



Reading

The view finder projects an aiming beam that should be centered over the bar code, but it can be positioned in any direction for a good read.

Note: *If the scanner beeps 3 times when scanning a bar code, the link has not been established. If the scanner beeps once, the link has been established.*



Standard Product Defaults

The following bar code resets all standard product default settings.



Standard Product Defaults

RS485

The RS485 interface defaults to port 5B. If you have an IBM POS terminal using port 9B, scan the appropriate code below to program the terminal, then power cycle the cash register.



IBM Port 9B HHBCR-1
Interface



IBM Port 9B HHBCR-2
Interface

Note: For additional RS485 interface selections, see the User Guide for your product.

USB Serial



If you are using a Microsoft® Windows® PC, you must download a driver from the Honeywell website. The driver will use the next available COM Port number.

Scan the following code to program the scanner to emulate a regular RS232-based COM Port. Apple® Macintosh computers recognize the scanner as a USB CDC class device and automatically use a class driver.



USB Serial

Note: No extra configuration (e.g., baud rate) is necessary.

USB PC

Scan the following code to program the scanner for a USB PC Keyboard.



USB PC Keyboard

Keyboard Country

Scan the appropriate country code below to program the keyboard layout for your country or language. By default, national character replacements are used for the following characters: # \$ @ [\] ^ ' { | } ~ Refer to the ISO 646 Character Replacements chart in your User Guide to view the character replacements for each country.



USA (Default)



Belgium



Denmark



Finland



France



Germany/Austria



Great Britain



Italy



Norway



Spain



Switzerland

Note: For a complete list of country codes, see the User Guide for your product.

Locked

If you link a scanner to a base using the Locked Link Mode, other scanners are blocked from being linked if they are inadvertently placed into the base. If you do place a different scanner into the base, it will charge the scanner, but the scanner will not be linked.



To use a different scanner, you need to unlink the original scanner by scanning the **Unlink Scanner** bar code.

Override Locked Scanner

If you need to replace a broken or lost scanner that is linked to a base, scan the **Override Locked Scanner** barcode with a new scanner, and place that scanner in the base. The locked link will be overridden; the broken or lost scanner's link with the base will be removed, and the new scanner will be linked.



Unlinking the

If the base has a scanner linked to it, that scanner must be unlinked before a new scanner can be linked. Once the previous scanner is unlinked, it will no longer communicate with the base. Scan the **Unlink Scanner** bar code to unlink a scanner.



Unlink Scanner

Trigge r

The following bar codes will allow you to use the scanner in **Manual Trigger - Normal Mode** (need to press the trigger to read) or **Presentation mode** (the scanner is activated when it “sees” a bar code).

Note: *Presentation Mode continuously draws power, so use of the external power supply is recommended for this mode.*



Manual Trigger - Normal
(Default)



Presentation Mode

Streaming

When in Streaming Presentation mode, the scanner leaves the scan illumination on all the time and continuously searches for bar codes.



Streaming Presentation Mode

Suffi

X

If you want a carriage return after the bar code, scan the **Add CR Suffix** bar code. To add a tab after the bar code, scan the **Add Tab Suffix** bar code. Otherwise, scan the **Remove Suffix** bar code to remove the suffixes.



Add CR Suffix



Add Tab Suffix



Remove Suffix

Add Code ID Prefix to all

Scan the following bar code if you wish to add a Code ID prefix to all symbologies at once.



Add Code ID Prefix To All Symbologies
(Temporary)

Note: For a complete list of Code IDs, see the User'Guide for your product.

Function Code Transmit

When this selection is enabled and function codes are contained within the scanned data, the scanner transmits the function code to the terminal. Charts of these function codes are provided in your User Guide. When the scanner is in keyboard wedge mode, the scan code is converted to a key code before it is transmitted.



Enable
(Default)



Disable

Charge Pack Status - Xenon XP 1952gBF

The following charge status feedback is provided by a Xenon XP 1952fBF scanner when the scanner is out of the base and has been idle for 5 seconds.

| Scanner LED | Scanner Beep | Charge Level | Approximate Expected |
|--------------------------------|----------------------------|---------------------|-----------------------------|
| Yellow 3 sets of flashes | 2 short beeps per flash | 30% | 100 |
| Red 3 sets of flashes | 2 short beeps per flash | 10% | 50 |

EZConfig-Scanning

To access additional features for the scanner, use EZConfig-Scanning, an online configuration software tool, available from our website.

Support

To search our knowledge base for a solution or to log into the Technical Support portal and report a problem, go to www.hsmcontactsupport.com.

Product

Product documentation is available at www.honeywellaidc.com.

Limited Warranty

For warranty information, go to www.honeywellaidc.com and click **Get Resources > Product Warranty**.

Patents

For patent information, see www.hsmpats.com.

Disclaimer

Honeywell International Inc. (“HII”) reserves the right to make changes in specifications and other information contained in this document without prior notice, and the reader should in all cases consult HII to determine whether any such changes have been made. The information in this publication does not represent a commitment on the part of HII.

HII shall not be liable for technical or editorial errors or omissions contained herein; nor for incidental or consequential damages resulting from the furnishing, performance, or use of this material. HII disclaims all responsibility for the selection and use of software and/or hardware to achieve intended results.

This document contains proprietary information that is protected by copyright. All rights are reserved. No part of this document may be photocopied, reproduced, or translated into another language without the prior written consent of HII.

Copyright © 2019 Honeywell International Inc. All rights reserved.



Agency Model: 1952

Table with 8 columns: Product documentation is available at www.honeywellaidc.com, La documentation sur le produit est disponible sur le site www.honeywellaidc.com, La documentazione del prodotto è disponibile sul sito www.honeywellaidc.com, Die Produktdokumentation ist unter www.honeywellaidc.com verfügbar, La documentación del producto está disponible en www.honeywellaidc.com, La documentación del producto está disponible en www.honeywellaidc.com, A documentação do produto está disponível em www.honeywellaidc.com.

FCC Part 15 Subpart B Class B This device complies with part 15 of the FCC Rules. Operation is subject to the following two conditions: 1. This device may not cause harmful interference. 2. This device must accept any interference received, including interference that may cause undesired operation.

Table with 8 columns: Caution: Any changes or modifications made to this equipment not expressly approved by Honeywell International Inc. may void the authorization to operate this equipment. Mise en garde: Toute modification apportée à cet équipement ou l'usage de tout périphérique ou accessoire qui ne sont pas expressément approuvés par Honeywell International Inc. peut annuler l'autorisation d'utiliser cet équipement.

Canadian Compliance This Class B digital apparatus complies with Canadian RSS-247. Operation is subject to the following conditions: 1. This device may not cause harmful interference. 2. This device must accept any interference received, including interference that may cause undesired operation.

IC RF Radiation Exposure Radiation Exposure Statement This equipment complies with IC radiation exposure limits set forth for an uncontrolled environment.

Table with 8 columns: TÜV R Statement TÜV R listed: UL 60950-1, Second Edition and CSA C22.2 No. 60950-1-07, Second Edition. Normes TÜV R Homologué TÜV R : UL 60950-1, seconde édition et CSA C22.2 No. 60950-1-07, seconde édition.

Table with 8 columns: Use only shielded data cables with this system. Utiliser uniquement des câbles de données blindés avec ce système. Utilisez uniquement des câbles de données blindés avec ce système. Utilizzare solo cavi dati schermati con questo sistema.

Table with 8 columns: Patents For patent information, refer to www.hsmpats.com. Brevets Veuillez consulter le site www.hsmpats.com pour obtenir des renseignements au sujet du brevet. Brevets Pour plus d'informations sur les brevets, visitez la page www.hsmpats.com.

Table with 8 columns: Product Environmental Information Refer to www.honeywellaidc.com/environmental for the RoHS / REACH / WEEE information. Renseignements relatifs à l'environnement à propos des produits Reportez-vous à la page www.honeywellaidc.com/environmental pour obtenir des renseignements concernant les directives RoHS/REACH/WEEE.

Table with 8 columns: Bluetooth Class II Frequency 2402-2480 MHz Maximum power 20dBm. Bluetooth Classe II Fréquences 2402 à 2480 MHz Puissance maximale 20dBm. Bluetooth Catégorie II Fréquences 2402 à 2480 MHz Puissance maximale 20dBm.

Table with 8 columns: CAUTION: Improper battery replacement or incompatible device usage may result in risk of burns, fire, explosion, or other hazard. ATTENTION: Un remplacement inadéquat de la batterie ou une utilisation incompatible de l'appareil peut présenter des risques de brûlures, d'incendie, d'explosion ou d'autres dangers.

Table with 8 columns: This document was prepared and executed in the English language. In the event this document is translated into another language and a conflict arises between the English version and a non-English version, the English version shall prevail.

| | | | | |
|--|---|---|---|---|
| <p>本書は英語で作成され発行されています。本書を他の言語に翻訳し、英語版と英語以外の版に矛盾が生じた場合は、関係者の意向を最も明確に表すものが英語版であることを認識および承認し、英語版が優先するものとします。さらに、本書に関連して与えられる告知や通知は、すべて英語版を含むものとします。</p> | <p>본 문서는 영어로 준비되어 작성된 것입니다. 본 문서를 다른 언어로 번역했는데 영문본과 번역본 사이에 상충하는 부분이 발생하는 경우에는 영문본이 우선하고 있음을 인식하고 확인합니다. 본 문서와 관련한 모든 고지 또는 전달 사항은 영문본이 적용되어야 합니다.</p> | <p>Данный документ был подготовлен и выполнен на английском языке. При переводе данного документа на другой язык, в случае возникновения противоречий между английской версией и версией на другом языке, английская версия имеет преимущественную силу. Данным признается, что версия документа на английском языке наиболее четко выражает намерения сторон. Любые уведомления или письма, направляемые в связи с данным документом, должны включать в себя версию на английском языке.</p> | <p>تحررت هذه الوثيقة وكتبته باللغة الإنجليزية. تسري النسخة الإنجليزية للوثيقة ويعترف بها وتقر بأنها النسخة التي تعبر صراحة عن مقصد أطراف العقد في حال ترجمتها لأي لغة أخرى وتنب ذلك نزيهاً بين النسخة المترجمة والنسخة الإنجليزية. ترفق نسخة باللغة الإنجليزية لأي إخطارات أو اتصالات مرسله تتعلق بهذه الوثيقة.</p> | <p>סמך זה נכתב ויצא לאור בשפה האנגלית. במקרה שמסמך זה תורגם לשפה אחרת קיימת סתירה בין הגרסה האנגלית לבין הגרסה שאינה באנגלית, הגרסה האנגלית תישאר תקפה, מאחר וידוע וברור כי הגרסה האנגלית מבטאת את כוונת העדים בצורה הברורה ביותר. כל הודעה או תקשורת הניתנת בנוגע לסמך זה כוללת גרסה בשפה האנגלית.</p> |
| <p>Bu belge, İngilizce olarak hazırlanmış ve yayınlanmıştır. Bu belge başka bir dile çevrilirse ve İngilizce metin ile İngilizce olmayan metin arasında ihtilaf oluyorsa İngilizce metin geçerli olacak ve İngilizce metnin tarafların niyetini açıkça ifade ettiği kabul edilip onaylanacaktır. Bu belgeyle bağlantılı olarak yapılan beyanlar veya yazışmalara İngilizce çevirileri de eklenecektir.</p> | | | | |
| <p>For warranty information, go to www.honeywellaidc.com and click Get Resources > Product Warranty.</p> | <p>Pour obtenir des renseignements sur la garantie, rendez-vous sur www.honeywellaidc.com et cliquez sur Get Resources > Garantie du produit.</p> | <p>Pour obtenir des informations sur la garantie, rendez-vous sur www.honeywellaidc.com et cliquez sur Get Resources (Obtenir des ressources) > Product Warranty(Garantie du produit).</p> | <p>Per informazioni sulla garanzia, visitare www.honeywellaidc.com e fare clic su Ottieni risorse > Garanzia prodotto.</p> | <p>Informationen zur Garantie finden Sie auf unserer Website www.honeywellaidc.com unter Get Resources > Product Warranty.</p> |
| <p>Obtenga información sobre la garantía en www.honeywellaidc.com y seleccione Get Resources (Obtener recursos) > Product Warranty (Garantía del producto).</p> | <p>Para obtener información sobre la garantía, visite el sitio www.honeywellaidc.com y haga clic en Obtener Recursos > Garantía del producto.</p> | <p>Para ver informações sobre a garantia, acesse www.honeywellaidc.com e clique em Recursos > Informações de garantia.</p> | <p>有关保修信息, 请访问 www.honeywellaidc.com, 然后单击 Get Resources (获取资源) > Product Warranty (产品保修)。</p> | <p>請前往 www.honeywellaidc.com, 然後按一下 Get Resources (取得資源) > Product Warranty (產品保固) 以瞭解保固資訊。</p> |
| <p>保証情報については、www.honeywellaidc.com に移動し、Get Resources (リソース) > Product Warranty (製品保証) をクリックしてください。</p> | <p>보증 정보는 www.honeywellaidc.com 을 방문해서 Get Resources(자료 가져오기) > Product Warranty(제품 보증) 을 선택하십시오.</p> | <p>Чтобы ознакомиться с информацией о гарантии, перейдите на веб-сайт www.honeywellaidc.com и выберите пункт GetResources > Product Warranty (Получить ресурсы > Гарантия на устройстве).</p> | <p>Garanti bilgileri için www.honeywellaidc.com adresinden Get Resources (Kaynakları Edin) > Product Warranty (Ürün Garantisi) ögesine tıklayın.</p> | <p>Informace o záruce naleznete na stránce www.honeywellaidc.com v části Ziskat zdroje > Záruka na produkt.</p> |
| <p>Informácie o záruke nájdete na www.honeywellaidc.com v časti Get Resources (Získaf zdroje) > Product Warranty (Záruka výrobku).</p> | <p>Aby získal informace dotyčující gwarancji, należy odwiedzić stronę www.honeywellaidc.com i kliknąć opcję Get Resources > Product Warranty (Pobierz zasoby > Gwarancja produktu).</p> | <p>www.honeywellaidc.com للاطلاع على معلومات الضمان، اذهب إلى وانقر على Get Resources (ضمان منتجات) > Product Warranty (موزع).</p> | <p>לקבלת מידע בנושא אחריות, עבור אל www.honeywellaidc.com ולחץ על Get Resources < Get Resources (מזן משאבים) < אחריות (מوزע).</p> | |

| | | | | | | | |
|--|--|---|--|---|---|--|---|
| <p>The following statements may not apply to products assembled in Mexico:</p> <p>以下声明可能不适用于在墨西哥组装的产品:</p> | <p>Les énoncés suivants pourraient ne pas concerner les produits assemblés au Mexique :</p> <p>以下聲明可能不適用於在墨西哥組裝的產品:</p> | <p>Les énoncés suivants peuvent ne pas s'appliquer aux produits assemblés au Mexique :</p> <p>次の記述はメキシコで組み立てられた製品には当てはまらない場合があります。</p> | <p>Le seguenti affermazioni potrebbero non essere applicabili ai prodotti assemblati in Messico:</p> <p>다음 선언문은 멕시코에서 조립된 제품에 적용되지 않을 수 있습니다.</p> | <p>Die folgenden Aussagen gelten möglicherweise nicht für Produkte, die in Mexiko gefertigt wurden.</p> <p>Следующие утверждения, возможно, не относятся к устройствам, собранным в Мексике.</p> | <p>Los siguientes puntos puede que no se apliquen a los productos ensamblados en México:</p> <p>آşağıdaki açıklamalar montajı Meksika'da yapılan ürünler için geçerli olmayabilir:</p> | <p>Es posible que las siguientes afirmaciones no apliquen para productos ensamblados en México:</p> <p>البيانات التالية قد لا تنطبق على المنتجات التي تم تجميعها في المكسيك.</p> | <p>A seguinte declaração pode não se aplicar a produtos montados no México:</p> <p>البيانات التالية قد لا تنطبق على المنتجات التي تم تجميعها في المكسيك.</p> |
| <p>CB Scheme Certified to CB Scheme IEC 62368-1 and IEC 60950-1, Second Edition.</p> | <p>Plan OC (organismes de certification) Certifié CB CEI 62368-1 et CEI 60950-1, deuxième édition.</p> | <p>Schéma OC Certifié selon la norme CEI 62368-1 et CEI 60950-1, seconde édition (schéma OC).</p> | <p>Schema CB Certificato in base allo Schema CB IEC 62368-1 e IEC 60950-1, seconda edizione.</p> | <p>CB-Zertifizierung CB-zertifiziert gemäß IEC 62368-1 und IEC 60950, Second Edition.</p> | <p>Esquema CB Se ha certificado que cumple el esquema CB IEC 62368-1 e IEC 60950-1, segunda edición.</p> | <p>Esquema CB Se ha certificado que cumple con el esquema CB IEC 62368-1 e IEC 60950-1, segunda edición.</p> | <p>Esquema CB Certificação CB Scheme IEC 62368-1 e IEC 60950-1, Segunda edição.</p> |
| <p>CB 方案 已通過 CB 方案 IEC 62368-1 和 IEC 60950-1 第二版的认证。</p> | <p>CB Scheme 經通過符合 CB Scheme IEC 62368-1 和 IEC 60950-1 標準第二版。</p> | <p>CB Scheme CB Scheme IEC 62368-1 および IEC 60950-1, Second Edition に認定されています。</p> | <p>CB Scheme CB Scheme IEC 62368-1 및 IEC 60950-1, Second Edition 인증을 받았습니다.</p> | <p>Схема CB Сертификация согласно схеме CB МЭК 62368-1 и МЭК 60950-1, издание второе.</p> | <p>CB Scheme اتفاقية CB Scheme معتمد من برنامج IEC 62368-1 و IEC 60950-1, الطبعة الثانية.</p> | <p>CB Scheme מאשר לתוכנית IEC 62368-1 ו-IEC 60950-1, הגרסה השנייה.</p> | <p>CB Planı CB Planı IEC 62368-1 ve IEC 60950-1, İkinci Sürüm sertifikasına sahiptir.</p> |
| <p>LED Safety Statement LEDs have been tested and classified as "EXEMPT RISK GROUP" to the standard: IEC 62471:2006.</p> | <p>Norme de sécurité sur les DEL Les DEL ont été testées et classées en tant que « GROUPE DE RISQUE EXEMPT » par rapport à la norme: IEC 62471:2006.</p> | <p>Norme de sécurité DEL Les DEL ont été testées et classées « GROUPE SANS RISQUE » selon la norme: CEI 62471:2006.</p> | <p>Disposizione di sicurezza LED I LED sono stati testati e classificati come "GRUPPO ESENTI DA RISCHI" rispetto allo standard: IEC 62471:2006.</p> | <p>Hinweis zur Lasersicherheit Die LEDs wurden geprüft und gemäß der Norm IEC 62471:2006 unter „EXEMPT RISK GROUP“ eingestuft.</p> | <p>Declaración de seguridad del LED Los LED se han probado y clasificados como "GRUPO EXENTO DE RIESGOS" según la normativa: IEC 62471:2006.</p> | <p>Declaración de seguridad del LED Las LED han sido evaluadas y clasificadas como "GRUPO LIBRE DE RIESGOS" según la norma: IEC 62471:2006.</p> | <p>Declaração de segurança do LED Os LEDs foram testados e classificados como "GRUPO DE RISCO ISENTO" conforme a norma: IEC 62471:2006.</p> |
| <p>LED 安全声明 LED 经测试属于 IEC 62471:2006 标准的“豁免风险组”(EXEMPT RISK GROUP)。</p> | <p>LED 安全聲明 LED 經測試被列為 IEC 62471:2006 標準的「豁免風險組」(EXEMPT RISK GROUP)。</p> | <p>LED の安全性について LED は IEC 62471:2006 安全規格に対してテスト済みで、「EXEMPT RISK GROUP (リスクグループ除外)」に分類されています。</p> | <p>LED 안전 고지 사항 LED 는 표준 IEC 62471:2006 에 대해 테스트되어 "EXEMPT RISK GROUP" 으로 분류되었습니다.</p> | <p>Заявление о безопасности светодиода Светодиоды прошли испытания и отнесены к «БЕЗРИСКОВОЙ ГРУППЕ» согласно стандарту МЭК 62471:2006.</p> | <p>بيان أمان LED تم اختيار مصابيح LED وتصنيفها كـ "مجموعة خالية من المخاطر" وفقاً للمعيار IEC 62471:2006.</p> | <p>צהרת בטיחות בנושא מרות LED מרות ה-LED נבדקו וסווגו כ-EXEMPT RISK GROUP (קבוצת סיכון מותר) לפי תקן IEC 62471:2006.</p> | <p>הצהרת בטיחות בנושא מרות LED מרות ה-LED נבדקו וסווגו כ-EXEMPT RISK GROUP (קבוצת סיכון מותר) לפי תקן IEC 62471:2006.</p> |
| <p>CE Honeywell International Inc., hereby declares that the radio equipment type, non-specific SRD, is in compliance with the following directives: • 2014/53/EU Radio Equipment • 2011/65/EU RoHS (Recast) The full text of the EU declaration of conformity is available at the following internet address: www.honeywellaidc.com/compliance. European contact: Honeywell Productivity Solutions BV Lagelandseweg 70 6545CG Nijmegen The Netherlands</p> | <p>CE Honeywell International Inc. déclare par la présente que le type d'équipement radio, non-spécifique SRD, est conforme aux directives suivantes: • Equipement radio 2014/53/EU • 2011/65/UE – RoHS (Refonte) Le texte intégral de la déclaration de conformité de l'UE est disponible à l'adresse Internet suivante: www.honeywellaidc.com/compliance. Personne-ressource en Europe: Honeywell Productivity Solutions BV Lagelandseweg 70 6545CG Nijmegen Les Pays-Bas</p> | <p>CE Honeywell International Inc. déclare par la présente que le type d'équipement radioélectrique de faible portée non spécifique est conforme aux directives suivantes: • 2014/53/EU Equipment radio • 2011/65/UE RoHS (refonte) Le texte intégral de la déclaration de conformité de l'UE est disponible à l'adresse internet suivante: www.honeywellaidc.com/compliance. Contact en Europe: Honeywell Productivity Solutions BV Lagelandseweg 70 6545CG Nijmegen Pays-Bas</p> | <p>CE Honeywell International Inc. dichiara che il tipo di apparecchiatura radio, SRD (dispositivi a corto raggio) non specifici è conforme alle seguenti direttive: • 2014/53/UE - Apparecchiatura radio • Direttiva RoHS 2011/65/UE (rifusione) Il testo completo della Dichiarazione di conformità UE è disponibile al seguente indirizzo internet: www.honeywellaidc.com/compliance. Contatto in Europa: Honeywell Productivity Solutions BV Lagelandseweg 70 6545CG Nijmegen Paesi Bassi</p> | <p>CE Honeywell International Inc. erklärt hiermit, dass das nicht näher spezifizierte SRD folgende Richtlinien erfüllt: • Richtlinie 2014/53/UE (Funkanlagen) • 2011/65/UE RoHS (Recast) Die vollständige EU-Konformitätserklärung finden Sie im Internet unter: www.honeywellaidc.com/compliance. Ansprechpartner Europa: Honeywell Productivity Solutions BV Lagelandseweg 70 6545CG Nijmegen Niederlande</p> | <p>CE Honeywell International Inc. declara que el tipo de equipo de radio, SRD no específico, es conforme a las siguientes directivas: • Normativa 2014/53/UE sobre equipos radioeléctricos • 2011/65/UE RoHS (Reformulada) El texto completo de la declaración de conformidad de la UE está disponible en la siguiente dirección de internet: www.honeywellaidc.com/compliance. Contacto europeo: Honeywell Productivity Solutions BV Lagelandseweg 70 6545CG Nijmegen Países Bajos</p> | <p>CE Honeywell International Inc. declara que el tipo de equipo de radio, SRD no específico, es conforme a las siguientes directivas: • Normativa 2014/53/UE sobre equipos radioeléctricos • 2011/65/UE RoHS (Reformulada) O texto completo da declaração de conformidade da União Europeia está disponível em www.honeywellaidc.com/compliance. Contato na Europa: Honeywell Productivity Solutions BV Lagelandseweg 70 6545CG Nijmegen Holanda</p> | <p>CE Por meio deste documento, a Honeywell International Inc. declara que o tipo de equipamento de rádio, sem SRD específico, está em conformidade com as seguintes diretivas: • Equipamento de rádio 2014/53/UE • 2011/65/UE RoHS (Reformulação) O texto completo da declaração de conformidade da União Europeia está disponível em www.honeywellaidc.com/compliance. Contato na Europa: Honeywell Productivity Solutions BV Lagelandseweg 70 6545CG Nijmegen Holanda</p> |
| <p>CE Honeywell International Inc. 特此声明，无线电设备类型「非特定 SRD」符合以下指令的规范: • 2014/53/EU 无线电设备 • 2011/65/EU RoHS (新版) 关于欧盟符合性声明的全文, 请访问以下网址: www.honeywellaidc.com/compliance. 欧洲联络资讯: Honeywell Productivity Solutions BV Lagelandseweg 70 6545CG Nijmegen The Netherlands</p> | <p>CE Honeywell International Inc. 特此聲明，無線電設備類型「非特定 SRD」符合下列指令的規範: • 2014/53/EU 無線電設備 • 2011/65/EU RoHS (重訂) 如需歐盟符合性聲明的全文，請造訪下列網址: www.honeywellaidc.com/compliance. 歐洲聯絡資訊: Honeywell Productivity Solutions BV Lagelandseweg 70 6545CG Nijmegen The Netherlands</p> | <p>CE Honeywell International Inc., 無線裝置タイプ、非特定 SRD が、以下の指令に準拠することをここに宣言します。 • 2014/53/EU 無線機器 • 2011/65/EU RoHS (改正) EU 適合宣言書の全文は、www.honeywellaidc.com/compliance で利用可能です。 欧州でのお問い合わせ: Honeywell Productivity Solutions BV Lagelandseweg 70 6545CG Nijmegen The Netherlands</p> | <p>CE Honeywell International Inc. 는 무선 장비 유형, 일반 SRD 가 다음 지침을 준수함을 선언합니다. • 2014/53/EU 무선 장비 • 2011/65/EU RoHS (Recast) EU 준수 선언문의 전문은 인터넷 주소 www.honeywellaidc.com/compliance 에서 참조할 수 있습니다. 유럽 연락처: Honeywell Productivity Solutions BV Lagelandseweg 70 6545CG Nijmegen The Netherlands</p> | <p>CE Настоящим компания Honeywell International Inc. заявляет, что радиосистемы ближнего действия соответствуют следующим директивам: • Директива 2014/53/ЕС по радиооборудованию • 2011/65/UE Директива RoHS (исправленная) Полный текст декларации соответствия стандартам ЕС доступен на странице www.honeywellaidc.com/compliance. Контактное лицо в Европе: Honeywell Productivity Solutions BV Lagelandseweg 70 6545CG Nijmegen The Netherlands</p> | <p>CE Honeywell International Inc. isbun belge le radyo ekipman türlerinin, belirsiz SRD'nin ve hücreselin, aşağıdaki direktiflerle uyumlu olduğunu beyan eder: • 2014/53/EU Ekipmanı • 2011/65/EU RoHS (Yeni düzenleme) AB uyumluluk beyanının tam metnine şu internet adresinden ulaşabilirsiniz: www.honeywellaidc.com/compliance. Avrupa için iletişim: Honeywell Productivity Solutions BV Lagelandseweg 70 6545CG Nijmegen Hollanda</p> | <p>CE Honeywell International Inc. 特此聲明，無線電設備類型「非特定 SRD」符合以下指令的規範: • 2014/53/EU 無線電設備 • 2011/65/EU RoHS (新版) 關於歐盟符合性聲明的全文, 請造訪以下網址: www.honeywellaidc.com/compliance. 歐洲聯絡資訊: Honeywell Productivity Solutions BV Lagelandseweg 70 6545CG Nijmegen The Netherlands</p> | <p>CE Honeywell International Inc. 特此聲明，無線電設備類型「非特定 SRD」符合以下指令的規範: • 2014/53/EU 無線電設備 • 2011/65/EU RoHS (新版) 關於歐盟符合性聲明的全文, 請造訪以下網址: www.honeywellaidc.com/compliance. 歐洲聯絡資訊: Honeywell Productivity Solutions BV Lagelandseweg 70 6545CG Nijmegen The Netherlands</p> |
| <p>If the following label is attached to your product, the product meets Korean agency approval: 이 기기는 가정용(8급) 전자파적합기로서 주로 가정에서 사용하는 것을 목적으로 하며, 모든 지역에서 사용할 수 있습니다. This product is EMC B grade equipment, intended for residential use. This equipment can be used in any area.</p> | <p>CE 依據標準：低功率射頻電機技術規範：LP0002 NCC standard: Low power frequency electric machineris technical standard: LP0002 根據交通部低功率管理辦法規定：第十二條 經型式認證合格之低功率射頻電機，非經許可，公司、商號或使用者均不得擅自變更頻率、加大功率或變更原設計之特性及功能。 第十四條 低功率射頻電機之使用不得影響飛航安全及干擾合法通信；經發現有干擾現象時，應立即停用，並改善至無干擾時方得繼續使用。 前項合法通信，指依電信規定作業之無線電通信。低功率射頻電機須忍受合法通信或工業、科學及醫療用電波輻射性電機設備之干擾。 台灣 RoHS 網頁限用物質含有情況資訊，請依下列步驟操作： 1. 網頁連結：https://www.honeywellaidc.com/Taiwan-RoHS 2. 限用物質含有情況資訊表格是以產品型號命名的，找到對應產品型號為首的超連結，單擊即可打開。</p> | <p>CE この装置は、クラス B 機器です。この装置は、住宅環境で使用することを目的としていますが、この装置がラジオやテレビジョン受信機に近接して使用されると、受信機を引き起こすことがあります。VCCI-B 取扱説明書に従って正しい取り扱いをして下さい。</p> | <p>CE 此裝置符合韓國代理商認證: 如果此標籤附在您的產品上，則產品符合韓國代理商認證: 此產品是 EMC B 級設備，適用於住宅環境。此設備可在任何區域使用。</p> | | | | |

| | | | | | | | |
|---|---|----------------------|----------------------|--------------------------|--------------------------|----------------------------|--|
| <p>型号 (Model) : 1952 产品中有害物质的名称及含量 (Names and Content of Hazardous Substances in the Product)</p> | | | | | | | |
| <p>部件名称 (Parts Name)</p> | <p>有害物质 (Hazardous Substances)</p> | | | | | | |
| | <p>铅 (Pb)</p> | <p>汞 (Hg)</p> | <p>镉 (Cd)</p> | <p>六价铬 (Cr6+)</p> | <p>多溴联苯 (PBB)</p> | <p>多溴二苯醚 (PBDE)</p> | |
| <p>成像式二维条码阅读器 (2D Imager)</p> | <p>x</p> | <p>o</p> | <p>o</p> | <p>o</p> | <p>o</p> | <p>o</p> | |
| <p>印刷电路板 (PCB)</p> | <p>x</p> | <p>o</p> | <p>o</p> | <p>o</p> | <p>o</p> | <p>o</p> | |
| <p>外壳 (Housing)</p> | <p>o</p> | <p>o</p> | <p>o</p> | <p>o</p> | <p>o</p> | <p>o</p> | |
| <p>连线 (Cables)</p> | <p>o</p> | <p>o</p> | <p>o</p> | <p>o</p> | <p>o</p> | <p>o</p> | |
| <p>电池 (Battery) (battery model)</p> | <p>o</p> | <p>o</p> | <p>o</p> | <p>o</p> | <p>o</p> | <p>o</p> | |
| <p>本表格依据 SJ/T11364 的规定编制。(The table is created by SJ/T11364 requirement.) o: 表示该有害物质在该部件所有均质材料中的含量均在 GB/T26572 标准规定的限量要求以下。(Indicates that this hazardous substance contained in all of the homogeneous materials for this part is below the limit requirement in China's GB/T26572.) x: 表示该有害物质至少在该部件的某一均质材料中的含量超出 GB/T26572 标准规定的限量要求。(Indicates that this hazardous substance contained in at least one of the homogeneous materials for this part is above the limit requirement in China's GB/T26572.)</p> | | | | | | | |