


[Skip to content](#)

Manuals+

User Manuals Simplified.



JBL TUNE 115BT Manual

[Home](#) » [JBL](#) » JBL TUNE 115BT Manual

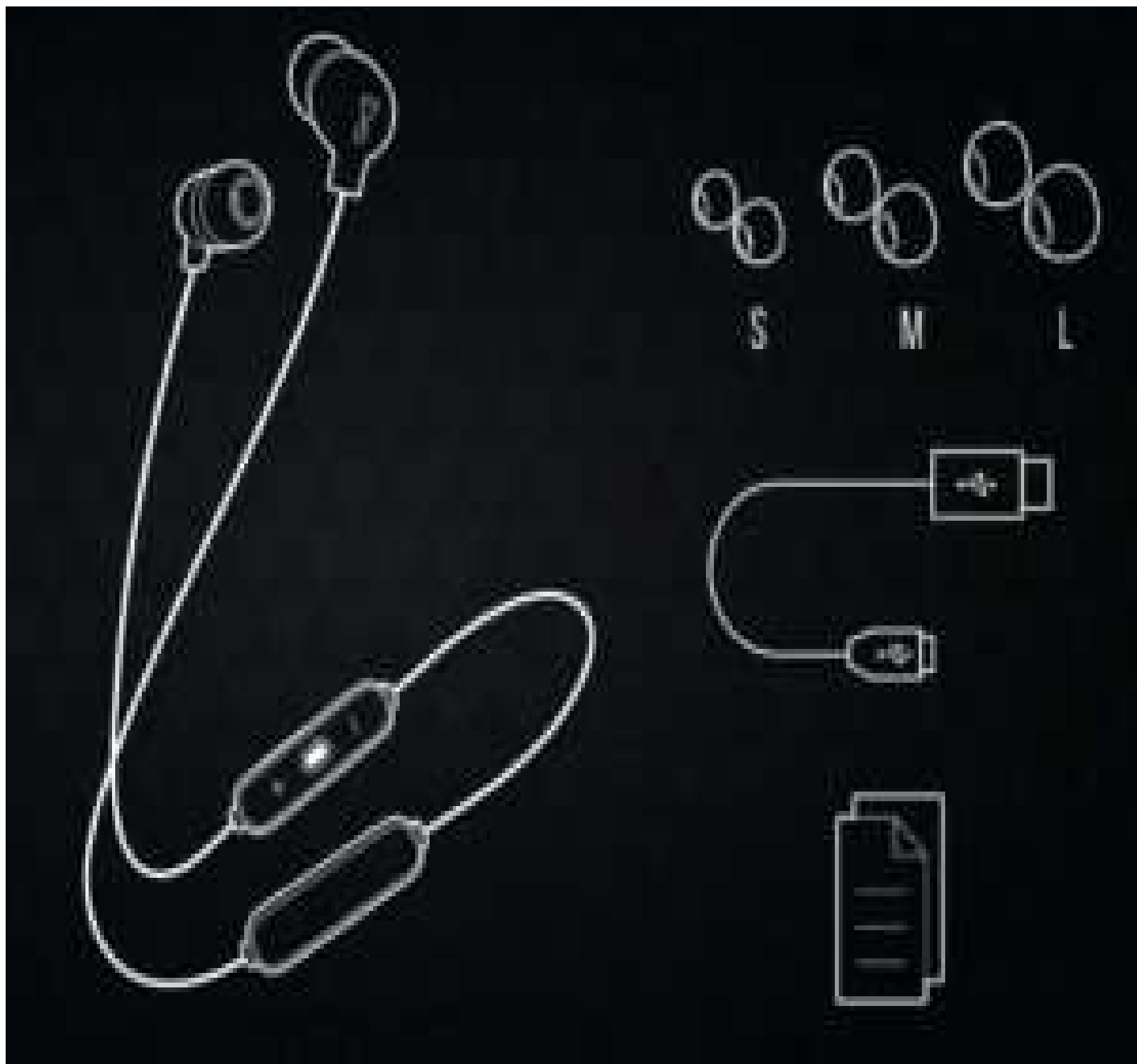
JBL TUNE 115BT



Contents [[hide](#)]

- 1 WHAT'S IN THE BOX**
- 2 HOW TO WEAR**
- 3 POWER ON & CONNECT**
- 4 BUTTON COMMAND**
- 5 MULTI-POINT CONNECTION**
- 6 Charging**
- 7 LED BEHAVIORS**
- 8 TECH SPEC**
- 9 Related Manuals:**

WHAT'S IN THE BOX

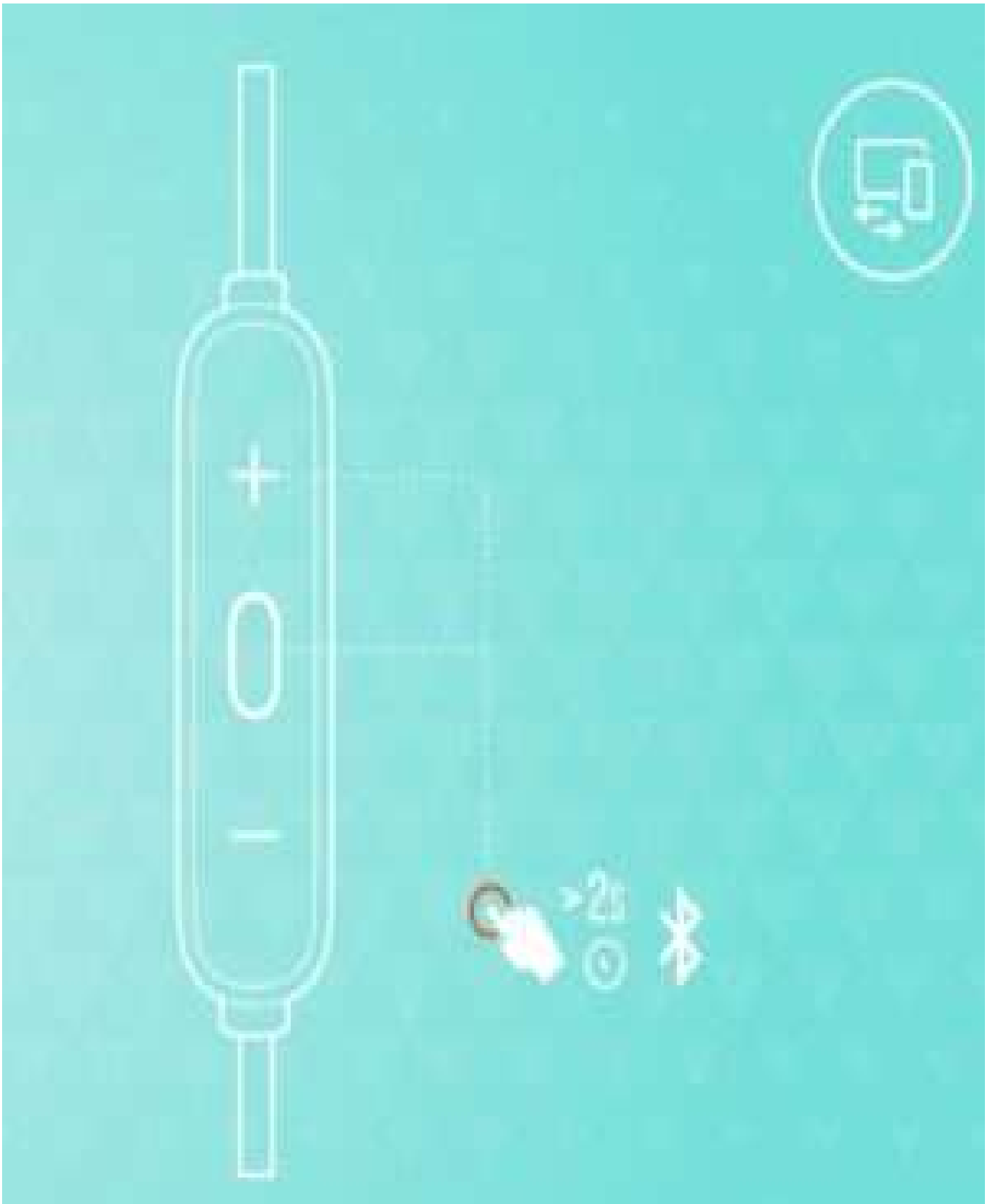


HOW TO WEAR

BUTTON COMMAND



MULTI-POINT CONNECTION



*ENTER PAIRING MODE WITH THE 2nd DEVICE

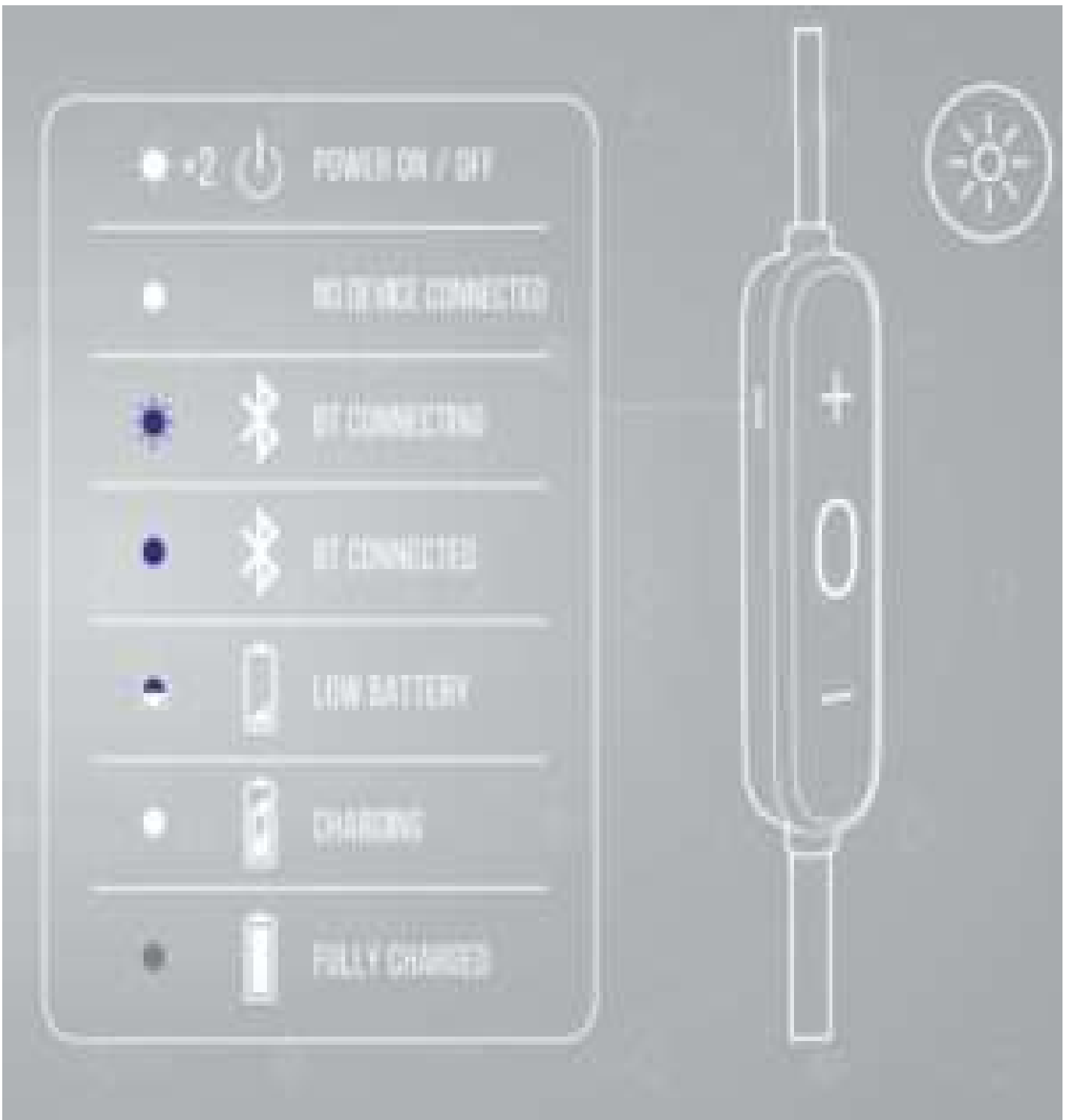


1. TO SWITCH MUSIC SOURCE, PAUSE THE MUSIC ON THE CURRENT DEVICE AND SELECT PLAY ON THE 2nd DEVICE.
2. PHONE CALL WILL ALWAYS TAKE PRIORITY.
3. IF ONE DEVICE GOES OUT OF BLUETOOTH RANGE OR POWER OFF, YOU MAY NEED TO MANUALLY RECONNECT THE REMAINING DEVICE.
4. SELECT "FORGET THIS DEVICE" ON YOUR BLUETOOTH DEVICES TO DISCONNECT MULTI-POINT.

Charging



LED BEHAVIORS



TECH SPEC

Driver Size: 8.6 mm dynamic driver

Frequency Response: 20 Hz- 20 kHz

Sensitivity: 102 dB SPL@ 1kHz 1mW

Microphone Sensitivity: -25 dBV/Pa@ 1kHz

Impedance: 16 ohm

Bluetooth transmitted power: <5 dBm

Bluetooth transmitted modulation: GFSK/ DQPSK/ 8DPSK

Bluetooth frequency: 2.402 GHz-2.480 GHz

Bluetooth profile version: HFP V1.6, HSP V1.2, AVRCP V1.5, A2DP V1.2

Bluetooth version: 4.2

HEADSET BATTERY TYPE: LITHIUM-ION BATTERY {3.7V/ 160mAh}

Power Supply: 5V \pm 1A

Charging time: < 2 hrs

Music playtime with BT on: 8hrs
Weight: 19.02 g

JBL TUNE 115BT Manual - [Optimized PDF](#)

JBL TUNE 115BT Manual - [Original PDF](#)

Related Manuals:

1. [JBL TUNE 500BT Manual](#) TUNE 500 WIRELESS HEADSET Quick Start Guide 1. What's in...
2. [JBL TUNE 215BT Manual](#) JBL TUNE 215BT Manual TO PROLONG BATTERY LIFESPAN, FULLY CHARGE...
3. [JBL TUNE 700BT Manual](#) JBL TUNE 700BT Manual The Bluetooth® word mark and logos...
4. [JBL TUNE 750BTNC Manual](#) JBL TUNE 750BTNC WHAT'S IN THE BOX POWER ON AND...
5. [JBL TUNE 225TWS Manual](#) JBL TUNE 225TWS HOW TO WEAR FIRST TIME USE POWER...
6. [JBL TUNE 125TWS Manual](#) QUICK START GUIDE ENUT 521WTS WHAT'S IN THE BOX HOW...