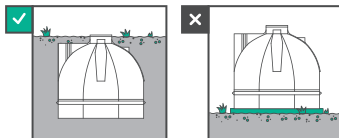


# 10 YEAR WARRANTY

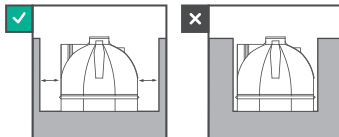
Activate your warranty by registering your product on [jojo.co.za/warranty-registration](http://jojo.co.za/warranty-registration)

0800 595 8300 | [www.jojo.co.za](http://www.jojo.co.za)

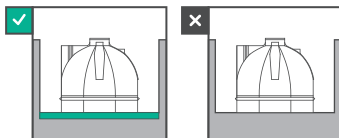
## INSTALLATION ESSENTIALS



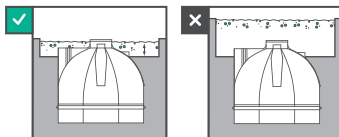
1. The tank should be installed underground.



2. Excavation must be at least 400 mm wider on all sides.

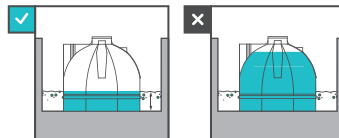


3. The tank must be placed on bedding as per the specifications in our installation instructions.

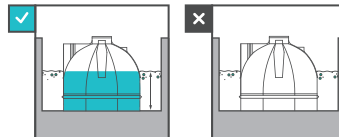


4. Maximum depth from natural ground level to tank inlet: 500 mm.

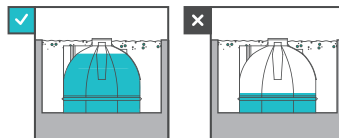
## BACKFILLING ESSENTIALS



1. Fill the tank to 1/3 and backfill to the same level.



2. Fill the tank to 2/3 and backfill to the same level.



3. Fill the tank fully and complete the backfill.

**Important:** Hand-compact each backfill layer to 93% Mod. AASHTO at optimum moisture content (OMC).



Scan this QR code for full installation instructions

# JoJo

FOR WATER FOR LIFE

(Pty) Ltd Reg: 2011/1036 41/07

Please read this warranty in conjunction with the *South African Consumer Protection Act 68 of 2008*.

We provide a 10-year warranty on JoJo septic and conservancy tanks, covering full structural integrity and retention, valid from the date of purchase. This warranty is non-transferable.

To maintain the validity of this warranty, tanks must be installed, used, and maintained strictly in accordance with JoJo's installation instructions. Failure to comply may result in the warranty being voided.

### Exclusions

This warranty will not apply in the event of:

- Installation of underground tanks above ground.
- Any damage sustained during handling, storage, installation, or modification.
- Damage, failure or leakage caused by or as a result of broken, loose, ill-fitting or defective connections.
- Attachments, alterations or modifications to the tank (including welding or use of adhesives).
- Use of the tank for any purpose not expressly approved in our marketing material.
- Use of septic and conservancy tanks interchangeably or outside their intended purpose. **Ensure the correct tank is selected for your application.**
- Filling the tank to full capacity in a single step during the backfill procedure.
- Use of incorrect backfill material or failure to compact backfill in accordance with JoJo's instructions.
- Repairs carried out by anyone other than JoJo.

### Installation Requirements

- This warranty is subject to the correct installation of the tank, which includes:
- The tank must be installed in soil with a minimum bearing capacity of 120 kPa.

- The tank must be placed on a level, properly prepared bedding of approved material and thickness as specified in our instructions.
- The excavation must extend a minimum of 400 mm beyond the tank on all sides.
- The maximum installation depth from natural ground level (NGL) to the top of the tank inlet must not exceed 500 mm.
- Tanks must not be exposed to vehicular traffic or heavy equipment unless suitable load-bearing structures are in place.
- Tanks must not be installed on sloped ground unless bunt walls are constructed directly on the tank foundation.

### Connections/Fittings

- Correct use of connections (no steel, metal or iron fittings and pipes).
- Use flexible pipes between the tank and any fixed pipes.
- No vibrating connections should be used.

### Backfilling Procedure

The tank must be filled with water gradually during backfilling as follows:

- **Step 1:** Fill the tank to one-third (1/3) capacity. Backfill to the same level.
- **Step 2:** Fill the tank to two-thirds (2/3) capacity. Backfill to the same level.
- **Step 3:** Fill the tank to full capacity. Complete the backfill to cover and secure the tank.

Please refer to the installation instructions for correct backfill material, process, and compaction.

### Important

- This warranty is limited to the following roto-moulded LLDPE septic and conservancy tanks: 1250 L, 1500 L, 1750 L, 2000 L, 2500 L, 6000 L
- Liability in terms of this warranty shall be limited to replacement or repair of the tank. Liability for all other losses and/or subsequent damages suffered is expressly excluded.
- All claims for replacement tanks or damages must be submitted on or before the expiry date of the warranty period. Proof of date of purchase is required (refer to our website for claim form).
- JoJo does not accept responsibility for installation or structural costs in the case of repairs or replacements.
- This is the exclusive warranty given by us, and no other warranties or guarantees, whether expressed or implied, shall apply.