

Look OurWay

Air Dancers® Blower User Manual

LookOurWay.com | 866-586-3888

LookOurWay

Dear Valued Customer,

You are now the owner of an Air Dancers® Inflatable-Tube Man Blower. This manual contains information outlining the proper set-up and safe operating procedure for each LookOurWay® Blower.

The full line of LookOurWay® blowers Includes our 9-Inch , 12-Inch , and 18-Inch Blowers. Please locate the page for specific blower in this manual and review carefully.

Table of Contents

Page 4 - 9-Inch Weather Resistant Blower.


Page 7 - 12-Inch Weather Resistant Blower.

Page 10 - 18-Inch Standard Blower.

Page 13 - 18-Inch Weather Resistant Blower.

Safety

- Only operate on flat, stable, and dry surface
- Avoid rocks, gravel, sand, and other small objects being sucked into the air blower
- Do not move or carry blower while unit is on or operating
- Do not place fingers or other objects into blower
- Turn off and unplug blower when not in use
- Never cover/obstruct air vents
- Only operate from 120v North American standard outlet
- Do not use aftermarket parts
- Do not alter or modify in any way
- Never use in location where product could come in contact with people, cars, building, trees, power lines, etc.
- Ensure power source is grounded and test for capacity and functionality
- Use only power sources with functioning GFCI
- Do not use blower if showing damage
- Do not remove screens, vents, or grill of blower
- Do not allow children to operate unit or play near blower

 **Warning.** Do not cover or block air vents. These allow the blower to generate sufficient airflow to effectively power the Air Dancers® inflatable tube man as well as to properly cool the blower.



Warranty

All LookOurWay® products are tested and inspected before shipping to ensure quality and safety. The LookOurWay® 9” Diameter Air Dancers® blower is covered by the LookOurWay® 1 year limited warranty from the original date of purchase. This warranty covers against workman and material defect. Warranty does not apply to misuse, neglect, alteration, and unauthorized maintenance or repairs. Full warranty details available at www.lookourway.com/warranty-information/.

Contact Us

www.lookourway.com

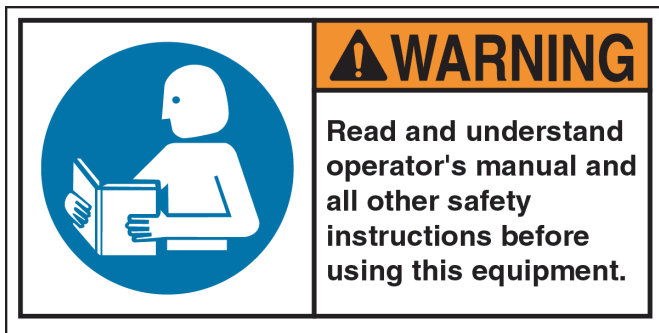
866-586-3888

support@lookourway.com

9-Inch Diameter Weather Resistant Blower

Introduction

This blower is designed to provide the optimal air flow needed to make Air Dancers® inflatable tube men attachments move about and perform properly. LookOurWay® blowers are designed with durability and extended use in mind. This one-quarter horsepower blower is proven, durable, high quality and has been successfully used by customers all across the globe.



Warning. Read this manual before using the blower. This manual contains information outlining this blower's set up, specifications, and safe operating procedure.

Blower Features

- 1 LookOurWay® blower
- Number of Speeds: 1
- Blower Horsepower: 1/4hp
- Power: 115v/60hz
- Amps: 1.67
- All parts needed for operation are included
- Compatible with all hook and loop mount dancing man attachments



Comes with 9” diameter blower and power extension cord.

Specifications:

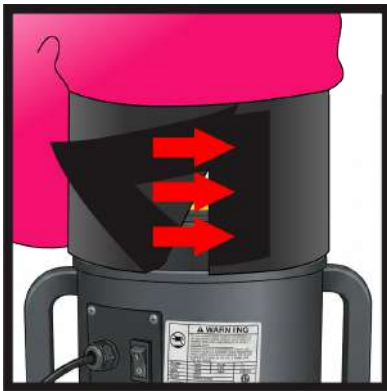
Volt / Frequency:	115v/60hz
Power	1/4hp
Amp	1.67
Diameter	9 inches
Weight	10 lbs
Size (L x W x H)	11” x 10” x 13”
Speeds	1
Cord Length	8ft

Set Up

This blower is designed to inflate the Air Dancers® inflatable tube man attachment. The blower unit provides a constant air flow that effectively powers the Air Dancers® inflatable tube man for optimal movement and attention grabbing performance upon proper setup.

1. Only set up Air Dancers® inflatable tube man in location without obstructions or hazards. Set up blower away from trees, power lines, cars, pedestrians and adverse weather.

1. Ensure nothing on the ground or nearby can snag, puncture, or tear inflatable attachment.
2. Locate and test electrical outlet to ensure capacity and functionality.
3. Place blower on flat, stable, and dry surface.
4. Snuggly attach Air Dancers® inflatable tube man attachment around the hook and loop mounts on blower.
5. Plug blower in to a standard outlet (120v) with included 8ft electrical cord. Use only power sources with functioning GFCI breakers built in.
6. Turn on.

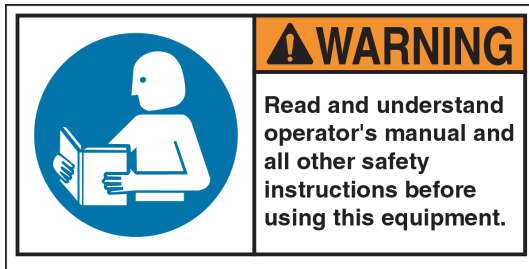


⚠ Warning. Only set up blower in area clear of obstructions or hazards such as trees, power lines, telephone lines, buildings, cars, pedestrians, etc. Ensure blower is set up in a clear, open area to eliminate damaging or hazardous situations.

12-Inch Diameter Weather Resistant Blower

Introduction

This blower is designed to provide the optimal air flow needed to make Air Dancers® inflatable tube men attachments move about and perform properly. LookOurWay® blowers are designed with durability and extended use in mind. This one-half horsepower blower is proven, durable, high quality and has been successfully used by customers all across the globe.



Warning. Read this manual before using the blower. This manual contains information outlining this blower's set up, specifications, and safe operating procedure.

Blower Features

- 1 LookOurWay® blower
- Number of Speeds: 1
- Blower Horsepower: 1/2hp
- Power: 110v/60hz
- CFM: 2,100
- Amps: 5.8
- All parts needed for operation are included
- Compatible with all hook and loop mount dancing man attachments



Comes with 12” diameter blower and power extension cord.

Specifications:

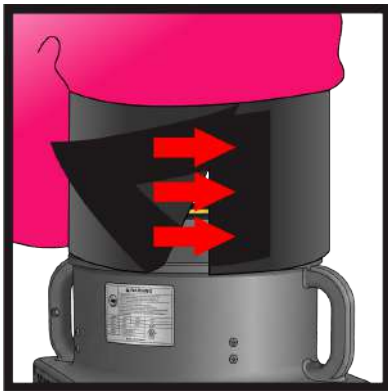
Volt / Frequency:	110v/60hz
Power	1/2hp
Amp	5.8
CFM	2,100
Diameter	12 inches
Weight	23 lbs
Size (L x W x H)	15” x 15” x 15”
Speeds	1
Cord Length	8ft

Set Up

This blower is designed to inflate the Air Dancers® inflatable tube man attachment. The blower unit provides a constant air flow that effectively powers the Air Dancers® inflatable tube man for optimal movement and attention grabbing performance upon proper setup.

1. Only set up Air Dancers® inflatable tube man in location without obstructions or hazards. Set up blower away from trees, power lines, cars, pedestrians and adverse weather.

1. Ensure nothing on the ground or nearby can snag, puncture, or tear inflatable attachment.
2. Locate and test electrical outlet to ensure capacity and functionality.
3. Place blower on flat, stable, and dry surface.
4. Snuggly attach Air Dancers® inflatable tube man attachment around the hook and loop mounts on blower.
5. Plug blower in to a standard outlet (120v) with included 8ft electrical cord. Use only power sources with functioning GFCI breakers built in.
6. Turn on.

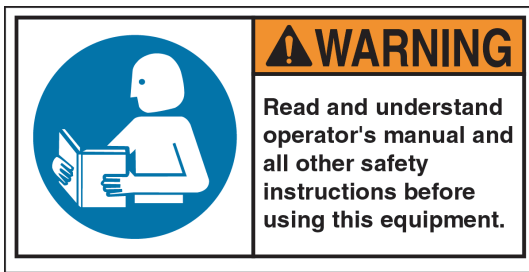


⚠ Warning. Only set up blower in area clear of obstructions or hazards such as trees, power lines, telephone lines, buildings, cars, pedestrians, etc. Ensure blower is set up in a clear, open area to eliminate damaging or hazardous situations.

18-Inch Diameter Standard Blower

Introduction

This blower is designed to provide the optimal air flow needed to make Air Dancers® inflatable tube men attachments move about and perform properly. LookOurWay® blowers are designed with durability and extended use in mind. This one horsepower blower is proven, durable, high quality and has been successfully used by customers all across the globe.



Warning. Read this manual before using the blower. This manual contains information outlining this blower's set up, specifications, and safe operating procedure.

Blower Features

- 1 LookOurWay® blower
- 1 Set of lockable rolling wheels
- Number of Speeds: 3
- Blower Horsepower: 1hp
- Power: 110v/60hz
- Amps: 11
- Cubic Feet Per Minute: 5,000
- All parts needed for operation are included
- **Not intended for use in rain or damp conditions**
- Diameter of blower is 18"
- Compatible with all hook and loop mount dancing man attachments
- Locking Roller Wheels: Yes



Comes with 18” diameter blower and power extension cord.

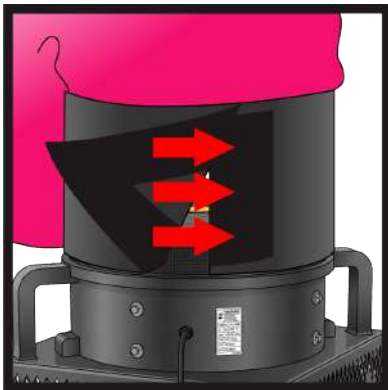

Specifications:

Volt / Frequency:	110v/60hz
Power	1hp
Amp	11
CFM	5,000
Diameter	18 inches
Weight	42 lbs
Size (L x W x H)	23” x 21” x 18”
Speeds	3
Cord Length	8ft
Wheel	4 lockable rolling wheels

Set Up

This blower is designed to inflate the Air Dancers® inflatable tube man attachment. The blower unit provides a constant air flow that effectively powers the Air Dancers® inflatable tube man for optimal movement and attention grabbing performance upon proper setup.

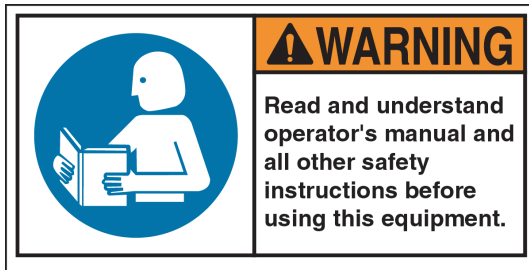
1. Only set up Air Dancers® inflatable tube man in location without obstructions or hazards. Set up blower away from trees, power lines, cars, pedestrians and adverse weather.
2. Ensure nothing on the ground or nearby can snag, puncture, or tear inflatable attachment.
3. Locate and test electrical outlet to ensure capacity and functionality.
4. Place blower on flat, stable, and dry surface. Put wheels into lock position.
5. Snuggly attach Air Dancers® inflatable tube man attachment around the hook and loop mounts on blower.
6. Plug blower in to a standard outlet (120v) with included 8ft electrical cord. Use only power sources with functioning GFCI breakers built in.
7. Turn on.
8. Adjust to desired speed setting.



18-Inch Diameter Weather Resistant Blower

Introduction

This blower is designed to provide the optimal air flow needed to make Air Dancers® inflatable tube men attachments move about and perform properly. LookOurWay® blowers are designed with durability and extended use in mind. This one horsepower blower is proven, durable, high quality and has been successfully used by customers all across the globe.



Warning. Read this manual before using the blower. This manual contains information outlining this blower's set up, specifications, and safe operating procedure.

Blower Features

- 1 LookOurWay® weather-resistant blower
- 1 Set of lockable rolling wheels
- Number of Speeds: 1
- Blower Horsepower: 1hp
- Power: 110v/60hz
- Amps: 6.2
- Cubic Feet Per Minute: 5,000
- All parts needed for operation are included
- Intended for use in all weather conditions
- Diameter of blower is 18"
- Compatible with all hook and loop mount dancing man attachments
- Locking Roller Wheels: Yes



Comes with 18” diameter blower, 4 lockable wheels, and power extension cord.

Specifications:

Volt / Frequency:	110v/60hz
Power	1hp
Amp	6.2
CFM	5,000
Diameter	18 inches
Weight	42 lbs
Size (L x W x H)	23” x 21” x 18”
Speeds	1
Cord Length	8ft
Wheel	4 lockable rolling
Weather Resistant	Yes
Weather Resistant Switch	Yes

Set Up

This blower is designed to inflate the Air Dancers® inflatable tube man attachment. The blower unit provides a constant air flow that effectively powers the Air Dancers® inflatable tube man for optimal movement and attention grabbing performance upon proper setup.

1. Only set up Air Dancers® inflatable tube man in location without obstructions or hazards. Set up blower away from trees, power lines, cars, pedestrians, etc.
2. Ensure nothing on the ground or nearby can snag, puncture, or tear inflatable attachment.
3. Locate and test electrical outlet to ensure capacity and functionality.
4. Place blower on flat, stable, and dry surface.
5. Snuggly attach Air Dancers® inflatable tube man attachment around the hook and loop mounts on blower.
6. Plug blower in to a standard outlet (120v) with included 8ft electrical cord. Use only power sources with functioning GFCI breakers built in.
7. Turn on.

