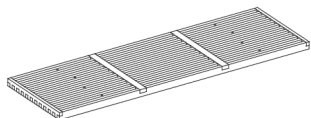


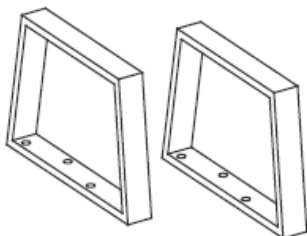
GEORGE NELSON REPLICA 152CM PLATFORM BENCH

User Guide

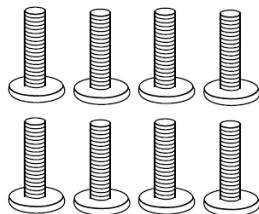
COMPONENTS



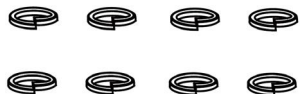
1. Table top



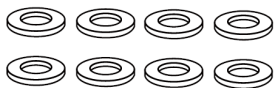
2. Table base (x2)



3. 30mm M8 Screws (x8)



4. M8 Spring Washers (x8)



5. M8 Washers (x8)

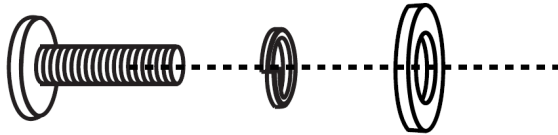


6. Allen key

ASSEMBLY

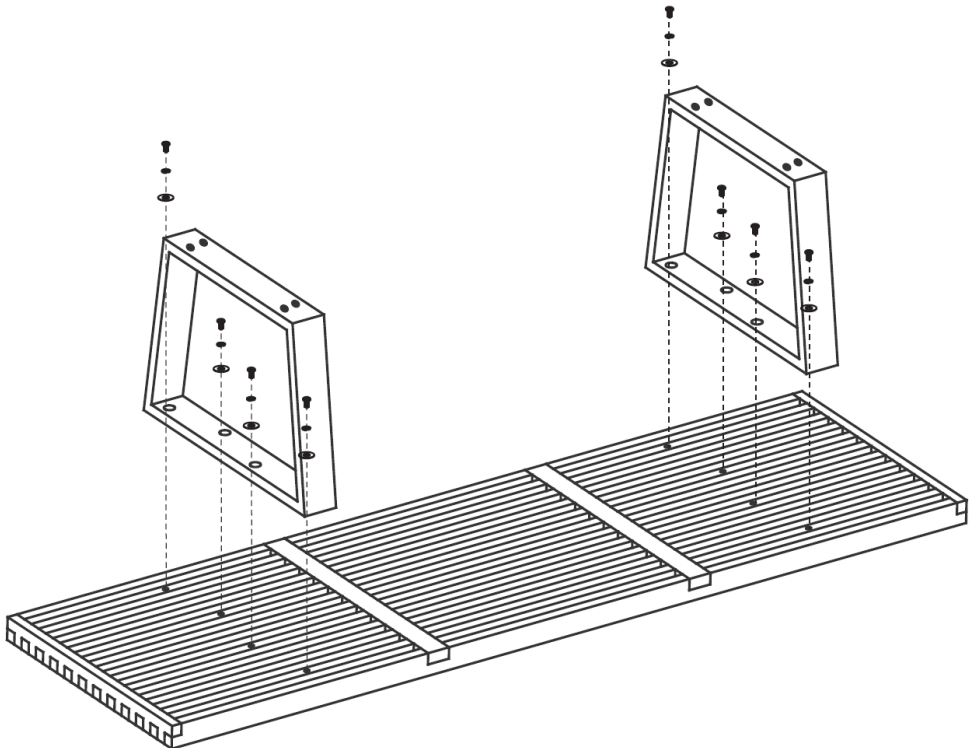
Step 1

Thread the spring washers and washers into the screws.



Step 2

Using the Allen key, attach the Table Base to the Table Top with screws, spring washers and washers.



NEED MORE INFORMATION?

We hope that this user guide has given you the assistance needed for a simple set-up. For the most up-to-date guide for your product, as well as any additional assistance you may require, head online to **help.mattblatt.com.au**

MATT BLATT