

10/100/1000BaseT to 1000BaseSX/LX Media Converter Series

Quick Installation Guide



Introduction

This Gigabit Ethernet Media Converter Series is designed to bridge a 10/100/1000BaseT(X) signal to a 1000BaseSX/LX signal. It's used to extend the distance connection between two Gigabit Ethernet twisted-pair devices via the fiber cable transparently with no performance degradation.

This Media Converter Series is based on the switching hub design. It can support Auto-Negotiation and Flow Control function on the twisted-pair port. There are two SFP open slots for multi-mode or single-mode SFP modules.

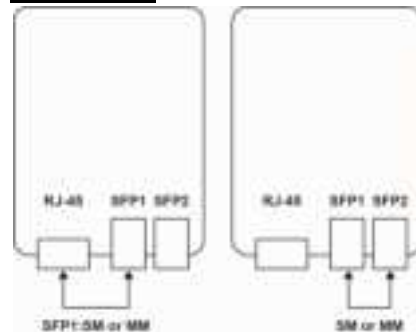
Key Features

Compliant with IEEE 802.3 10BaseT, IEEE 802.3u 100BaseTX, IEEE 802.3ab 1000BaseT and IEEE 802.3z 1000BaseSX/LX Standards

- 1x 10/100/1000BaseT(X) Ethernet TP Port and 2x 1000BaseSX/LX Gigabit Ethernet Fiber Port
- 2x 1000BaseSX/LX Fiber Port can support either Multi or Single Mode
- TP Port can support Half/Full-Duplex, Auto-MDI/MDI-X and Auto-Negotiation

Providing 19" Converter Chassis for up to 16 slots with redundant power supply for optional expansion use.

Application



Two Operating Mode:

- RJ-45 to SFP
- SFP to SFP
- SFP could be SM or MM

Installation

DC Input & External Power Adapter
The External Power Adapter specification:
The device DC Input is +5VDC 2A.

The TP Port

The device TP port support Auto-MDIX, Auto-Negotiation and Flow Control functions. It can work in the 10BaseT, 100BaseTX or 1000SX/LX environment and the cable length up to 100 meters is for Cat5, Cat5e or Cat6 shielded/unshielded twisted-pair cable.

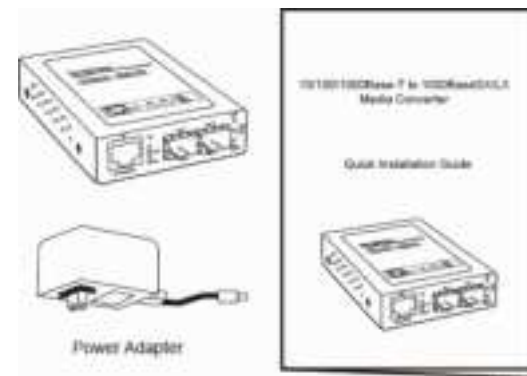
2 x SFP open slots

There are two SFP open slots for SFP modules. Both multi-mode and single-mode are supported.

Package Contents

Before you start to install this switch, please verify your package that contains the following items:

- One Media Converter
- One Power Adapter
- One Quick Installation Guide



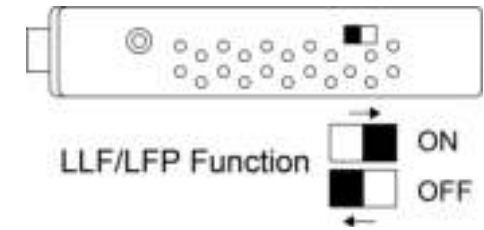
Note: If any of these items is found missing or damaged, please contact your local supplier for replacement.

LEDs

LED Indicators of Media Converter

LED	Status	Operation
Power	On	Power is on.
TX	Flashing	Port is transmitting data
RX	Flashing	Port is transmitting data
LINK	On	Port is connected

LLF/LFP Function



Link Loss Forwarding (LLF) / Link Fault Pass Through (LFP) is a function to pass the message if optical fiber link is fail. With the optical fiber link fault pass through, system administrators are able to notice the link failure within a short period of time, minimizing the loss caused by this problem.



Technical Specifications

Standards	IEEE 802.3 10BaseT IEEE 802.3u 100BaseTX IEEE 802.3ab 1000BaseT IEEE 802.3z 1000BaseSX/LX IEEE 802.3x Flow Control
Features	Number of Ports: 1x10/100/1000BaseT(X) TP port 2x1000BaseSX/LX SFP open slots
Data Transfer Rate	20/200/2000Mbps/Full-Duplex
Transmission Media	TP: 10/100/1000BaseT(X) Cat. 5, 5E, 6 UTP/STP, up to 100 m 1000BaseSX: 50/125µm Multi Mode Fiber optic cable, up to 220 m 62.5/125µm Multi Mode Fiber optic cable, up to 550 m 1000BaseLX: 9/125µm Single Mode Fiber optic cable
LED Indicators	Per Port: (TX): Link, TX (FX): Link, RX Per Unit: Power
Power Requirement	DC5V/2A
Power Consumption	10 Watts (Max)
Dimensions	102 x 74 x 22 mm (L x W x H)
Weight	240 g
Operating Temperature	0 to 45°C
Storage Temperature	-20 to 90°C
Humidity	10 to 90% RH (non-condensing)
Certifications	FCC Class B, CE

FCC Warning

This device has been tested and found to comply with limits for a Class B digital device, pursuant to Part 2 and 15 of FCC Rules. These limits are designed to provide reasonable protection against harmful interference when the equipment is operated in a commercial environment. This equipment generates and radiates radio frequency energy and, if not installed and used in accordance with the user's manual, it may cause interference in which case users will be required to correct interference at their own expenses.

CE Warning

This is a Class B product. In a domestic environment, this product may cause radio interference in which case users may be required to take adequate measures.

Connections

