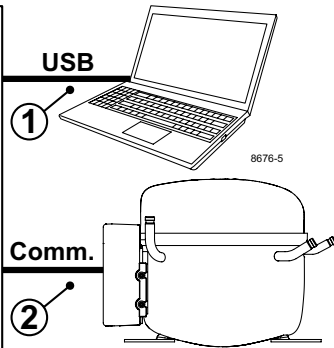




Instructions

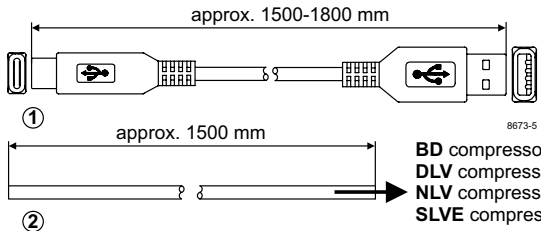
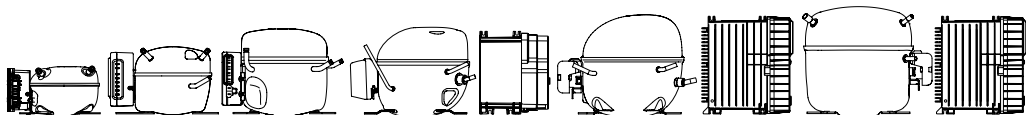
Secop Gateway 105N9518



Gateway 105N9518 package contains:

Pos.	Description
1	USB 2.0 A/C cable
2	Gateway communication (Comm.) cables for various Secop compressor series/controllers
3	Secop Gateway Length, Height: 35 mm / Width: 64 mm / Depth: 58 mm

Please install the latest **Virtual COM Port Driver** from Future Technology Devices International Ltd.: www.ftdichip.com



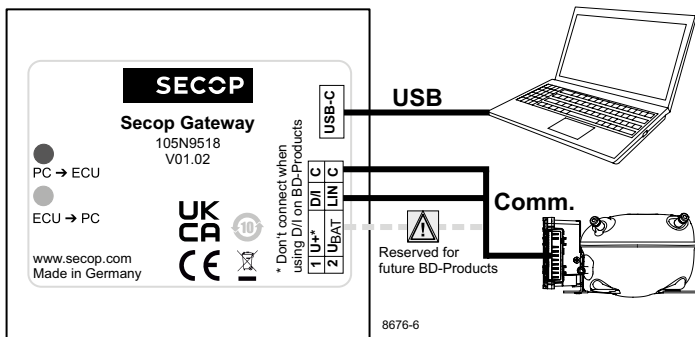


Instructions

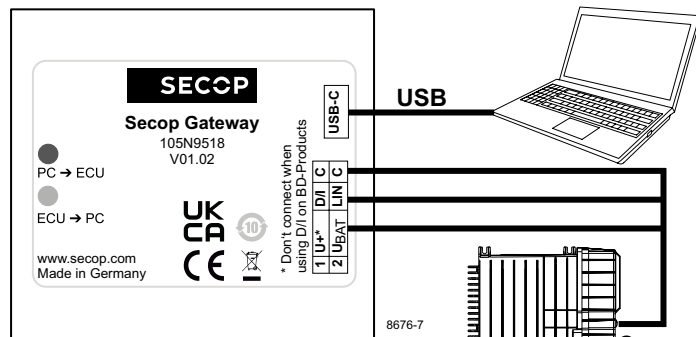
Secop Gateway 105N9518




Secop BD-Series Compressor Connection

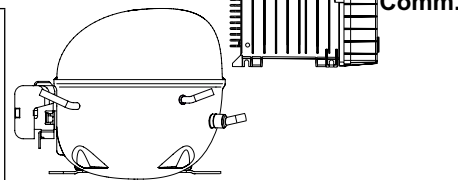


Secop DLV, NLV, SLVE Compressor Connection



 The new Secop Gateway 105N9518 replaces the 105N9501 interface. It is fully compatible with all existing Secop electronic units (controllers) featuring a communication interface. It offers two communication modes: Secop transistor interface mode (I, D/I or COM pin name) as well as a full LIN interface (LIN pin name). The mode is selected by connecting or not connecting the U+ / UBAT pin. When U+ / UBAT is connected to a battery, the unit will switch to LIN mode.

BD-Series Compressors:
U+ / UBAT should only be connected when using a BD controller equipped with LIN. On BD controllers equipped with a communication line labeled I, D/I or COM, the U+ / UBAT pin shall not be connected.



Secop accepts no responsibility for possible errors in catalogs, brochures, and other printed material. Secop reserves the right to alter its products without notice. This also applies to products already on order provided that such alterations can be made without subsequent changes being necessary to specifications already agreed. All trademarks in this material are the property of the respective companies. Secop and the Secop logotype are trademarks of Secop GmbH. All rights reserved. www.secop.com