

EN Manual for Solight Smart
WiFi PIR Sensor 1D100PIR

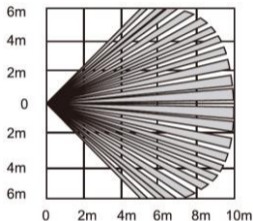


INTRODUCTORY INFORMATION

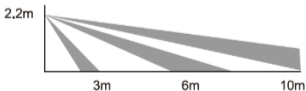
The detector is used to detect the entry of people into the room thanks to a sensor that captures the infrared rays of the intruder. The device can then go into an alarm state and inform about the intrusion.

DETECTION AREA

*View from above



*Side view

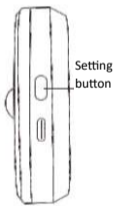



PARAMETERS

| | |
|---------------------------------------|-------------------------|
| Input voltage | 2 x AAA batteries |
| Quiet current | 20mA |
| Alarm current | ≤ 60mA |
| Detection distance | 6-8 m |
| Detection angle | 110° |
| Low voltage | ≤2.4V |
| Working temperature | -10°C~55°F |
| Working humidity | 10%~90%RH |
| Wi-Fi | IEEE 802.11b/g/n 2.4GHz |
| The device is intended for indoor use | |

DESCRIPTION

Open the back cover and place the batteries



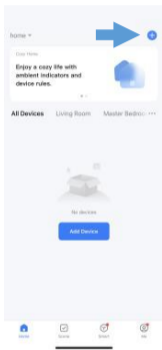
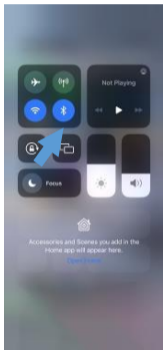
Download the mobile app

Download the Smart Life mobile app on Google Play for Android devices or on the App Store for iOS devices.

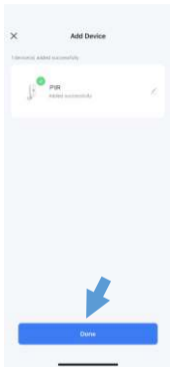


Pairing

First, turn on Bluetooth on your mobile device. Then open the Smart Life app and click "+". On the detector, press and hold the pairing button (shown in the picture) for about 5 seconds and the indicator will flash.



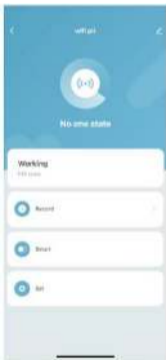
The mobile app will display "Discovering devices". Press the "Add" button, enter the correct WiFi password and press the "Done" button - the WiFi network will eventually connect automatically.



After successful connection to the network

It will display:

1. "No one state" - This means that the detector has not detected any movement of the person.
2. "Motion Alarm" - This means that the sensor has detected person and an alarm (alert) is triggered, the app sends a "Someone passed by" alert.



①



②

Description of settings

If you want to set an alarm when you leave the device, you can do so either in the app or by pressing the button on the alarm 4 times. The device will alarm, you will see this status in the app.

Description of settings in the app



Battery level

Battery charge level

Motion alarm

Enable/disable sending notifications when motion is detected

Lower battery

Low battery warning on/off

Device sharing

You can share added devices with family members so they can access the detector.

Intelligent interconnection

If the sensor detects/does not detect a person, the sensor and other smart devices can be connected via Smart Life.

Battery life

The more the sensor detects motion, the shorter the battery life (battery life will depend on the time the sensor is triggered).



The product has been issued with a CE Declaration of Conformity and a Declaration of Performance in accordance with the applicable regulations. On request from the manufacturer: info@solight.cz or download www.solight.cz