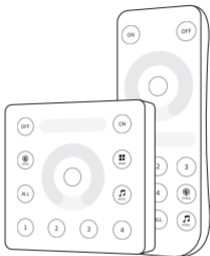


2.4G Touch Remote Control Instructions



1. Brief:

RBX series (RB1, RB2, RB3, RB4) and RCX series (RC1, RC2, RC3, RC4) are 2.4G RF wireless touch remote controls, which can work with our SP63XE, SP52XE etc. series controllers.

2.Features:

1. 2.4G wireless remote control technology, with low power consumption, long transmission distance, strong anti-interference ability etc..
2. Touch control, high sensitivity, good consistency and reliability.
3. Support one-to-many control, a remote control can control multiple controllers.
4. Support multi-to-many control, each controller can bind up to 5 remote controls.
5. Support unified control and 4-zones control.

3.Functions:

Remote Models



86-Type Panel Models



RC1



RC2



RC3



RC4

1 ON

Short press: Turn on the light.

long press: Within 20s after the controller is powered on, long press  to bind/unbind the remote control.

2 OFF

Short press: Turn off the light.

Long press: Within 20s after the controller is powered on, first turn off the lights completely, and then long press the  button to clear all bound remote controls.


3 ZONE

Short press: select specific zone, E.g: short press  first, then press , then only zone 1 will respond to this operation.

Long press: zone setting, within 20s after the controller is powered on, long press a key ... to set the controller to specific zone.

4 ALL

Short press: select all zones.

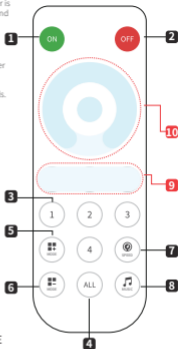
long press: Within 20s after the controller is powered on, long press  to unset the zones.

5 MODE+

6 MODE-

7 SPEED

8 MUSIC MODE



9



25%, 50%, 75% Brightness(RB1)



1%-100% Brightness Adjustment
(RB2, RB3, RB4)

10

RB1

RB2

RB3

RB4



100% Brightness



Warm/Nature/
Cold White



White



Color HUE/
Temperature Ring



Brightness Ring



Temperature Ring

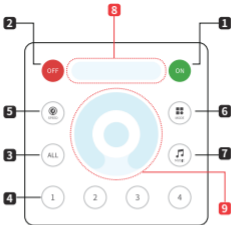


Color HUE Ring



Color HUE/
Temperature Ring

Different functions according to different models



1 ON

Short press: Turn on the light.
 long press: Within 20s after the controller is powered on, long press to bind/unbind the remote control.

2 OFF

Short press: Turn off the light.
 Long press: Within 20s after the controller is powered on, first turn off the lights completely, and then long press the button to clear all bound remote controls.

3 ALL

Short press: select all zones.
 long press: Within 20s after the controller is powered on, long press to unset the zones.

4 1, 2, 3, 4

Short press: select specific zone, E.g: short press first, then press , then only zone 1 will respond to this operation.
 Long press: zone setting, within 20s after the controller is powered on, long press a key ... to set the controller to specific zone.

5 SPEED 6 MODE 7 MUSIC MODE

8



RB1



Brightness Level

RB2



Warm/Nature/
Cold White

RB3



White

RB4



Color HUE/
Temperature Ring

10



Brightness Ring



Temperature Ring



Color HUE Ring



Color HUE/
Temperature Ring

Different functions according to different models

4. Technical Parameters:

Working Voltage:3V(CR2032)	Quiescent Current: 26 μ A
RF frequency: 2.4GHz	Remote Range:30M
Remote DIMensions: 135mm*48mm*10mm	Panel DIMensions:86mm*86mm*12mm

5. Cautions:

1. Please match the model of remote control correctly according to the model of controller.
2. If the LED indicator appears to be unresponsive or flashing chaotically, please replace the battery in time, please do not use inferior batteries.
3. Do not touch the touch panel within 2S after installing the new battery.
4. Please do not use it in high humidity, high temperature, dusty and high pressure environment.
5. Please do not use the remote control in strong electromagnetic interference area, otherwise it will seriously affect the remote control distance.