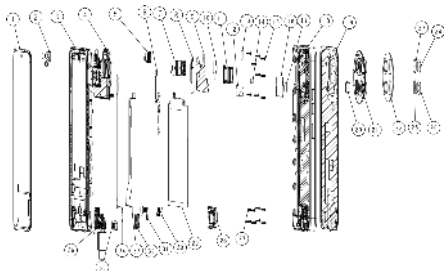


TECNO

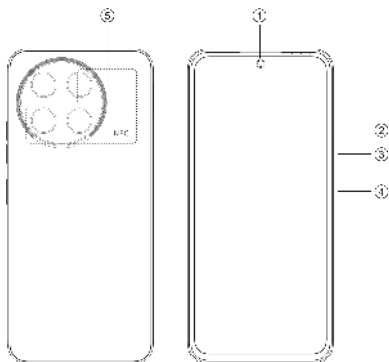
TECNO SPARK 30 Pro
User Manual

Exploded diagram specification



1	678HD	2	13M CAMERA
3	FRONT COVER	4	MAIN BOARD
5	RECEIVER	6	SIDE KEY FPC
7	108M CAMERA	8	FLASH FPC
9	MAIN PCB FILM	10	108M CAMERA COPPER
11	CARD HOLDER	12	MAIN PCB FOP A
13	F CAM FILM	14	MAIN PCB COPPER C
15	SCREW L3.5	16	MAIN PCB COPPER B
17	FLASH FOAM	18	MID FRAME
19	BATTERY COVER	20	FLASH HOOD
21	COVER DECO	22	PUMMA DECO
23	HONGWAI LENS	24	108M LENS
25	FLASH HOOD LENS	26	8W LENS
27	SCREW L2.5	28	SPK FRAME
29	BATTERY	30	MOTOR
31	FINGERPRINT	32	AUDIO JACK RUBBER
33	MAIN CONNECTOR	34	COAX LINE
35	TYPE C USB RUBBER	36	SUB BOARD


Know your phone



1. Front camera
2. Volume + button
3. Volume - button
4. Power button
5. NFC

SIM/SD card installation

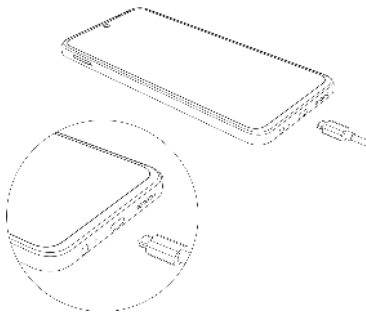
1. Power off your phone.
2. Refer to the following picture for SIM/SD card installation.



Charging the phone

You can charge your phone with a charger or by connecting it to a computer using a USB cable (comes with the phone).

Use only TECNO chargers and cables. Other chargers or cables may damage the phone and invalidate its warranty.



FCC Caution

This device complies with Part 15 of the FCC Rules. Operation is subject to the following two conditions:

- (1) This device may not cause harmful interference.
- (2) This device must accept any interference received, including interference that may cause undesired operation.

Information to user.

Any changes or modifications not expressly approved by the party responsible for compliance could void the user's authority to operate the device.

Information to the user.

Note: This device has been tested and found to comply with the limits for a Class B digital device, pursuant to part 15 of the FCC Rules. These limits are designed to provide reasonable protection against harmful interference in a residential installation. This device generates, uses and may radiate radio frequency energy and, if not installed and used in accordance with the instructions, may cause harmful interference to radio communications. However, there is no guarantee that interference will not occur in a particular installation. If this device does cause harmful interference to radio or television reception (able to be determined by turning the device off and on), the user is encouraged to try to correct the interference by one or more of the following measures:

- Reorient or relocate the receiving antenna.
- Increase the separation between the device and receiver.
- Connect the device to an outlet on a circuit different from that to which the receiver is connected.
- Consult the dealer or an experienced radio/TV technician for help.

Specific Absorption Rate (SAR) information:

This mobile phone meets the government's requirements for exposure to radio waves. The guidelines are based on standards developed by independent scientific organizations

through periodic and thorough evaluation of scientific studies. The standards include a substantial safety margin designed to assure the safety of all persons regardless of age or health. FCC RF Exposure Information and Statement. The SAR limit of USA (FCC) is **1.60** W/kg averaged over one gram of tissue. Device types: **KL7** (FCC ID: **2ADYY-KL7**) has also been tested against this SAR limit. The highest SAR value reported under this standard during product certification for use at the ear is **0.93** W/kg and when properly worn on the body is **0.34** W/kg.

Body-worn Operation

This device was tested for typical body-worn operations. To comply with RF exposure requirements, a minimum separation distance of 1.0 cm must be maintained between the user's body and the handset, including the antenna. Third-party belt-clips, holsters, and similar accessories used by this device should not contain any metallic components. Body-worn accessories that do not meet these requirements may not comply with RF exposure requirements and should be avoided. Use only the supplied or an approved antenna.

TECNO

HiOS runs on Android™ OS.
Android is a trademark of Google LLC.