

the
box **pro**

Achat 112M
passive speaker

Musikhaus Thomann
Thomann GmbH
Hans-Thomann-Straße 1
96138 Burgebrach
Germany
Telephone: +49 (0) 9546 9223-0
E-mail: info@thomann.de
Internet: www.thomann.de

21.05.2021, ID: 230512 (V2)

Table of contents

1	General notes	4
2	Safety instructions	7
3	Features	10
4	Installation	11
	4.1 Tips on handling speakers.....	13
	4.2 Hanging the speaker box.....	14
	4.3 Connections.....	15
5	Technical specifications	16
6	Protecting the environment	18


1 General notes


This user manual contains important information on safe operation of the device. Read and follow all safety notes and all instructions. Save this manual for future reference. Make sure that it is available to all persons using this device. If you sell the device, include the manual for the next owner.

Our products are subject to a process of continuous development. We therefore reserve the right to make changes without notice.

Symbols and signal words

This section provides an overview of the symbols and signal words used in this user manual.

Signal word	Meaning
DANGER!	This combination of symbol and signal word indicates an immediate dangerous situation that will result in death or serious injury if it is not avoided.
WARNING!	This combination of symbol and signal word indicates a possible dangerous situation that can result in death or serious injury if it is not avoided.
CAUTION!	This combination of symbol and signal word indicates a possible dangerous situation that can result in minor injury if it is not avoided.
NOTICE!	This combination of symbol and signal word indicates a possible dangerous situation that can result in material and environmental damage if it is not avoided.
Warning signs	Type of danger
	Warning – suspended load.

Warning signs	Type of danger
	Warning – danger zone.

2 Safety instructions

Intended use

This device is designed for sound reinforcement. Use the device only as described in this user manual. Any other use or use under other operating conditions is considered to be improper and may result in personal injury or property damage. No liability will be assumed for damages resulting from improper use.

This device may be used only by persons with sufficient physical, sensorial, and intellectual abilities and having corresponding knowledge and experience. Other persons may use this device only if they are supervised or instructed by a person who is responsible for their safety.

Safety



DANGER!

Danger for children

Ensure that plastic bags, packaging, etc. are disposed of properly and are not within reach of babies and young children. Choking hazard! Ensure that children do not detach any small parts (e.g. knobs or the like) from the unit. They could swallow the pieces and choke! Never let children unattended use electrical devices.



WARNING!

Consequences of faulty mounting

Faulty mounting may lead to lethal injuries or property damage. Please ensure that the norms and regulations valid in your country are always observed when mounting and operating your product. In Germany: BGV C1, "Event and Production Sites for Stage Presentations". Only expertly trained staff may mount speakers.



CAUTION!

Possible hearing damage

The device can produce volume levels that may cause temporary or permanent hearing impairment. Over an extended period of time, even levels that seem to be uncritical can cause hearing damage. Decrease the volume level immediately if you experience ringing in your ears or hearing impairment. If this is not possible, keep a greater distance or use sufficient ear protectors.



NOTICE!

Operating conditions

This device has been designed for indoor use only. To prevent damage, never expose the device to any liquid or moisture. Avoid direct sunlight, heavy dirt, and strong vibrations. Only operate the device within the ambient conditions specified in the chapter 'Technical specifications' of this user manual. Avoid heavy temperature fluctuations and do not switch the device on immediately after it was exposed to temperature fluctuations (for example after transport at low outside temperatures). Dust and dirt inside can damage the unit. When operated in harmful ambient conditions (dust, smoke, nicotine, fog, etc.), the unit should be maintained by qualified service personnel at regular intervals to prevent overheating and other malfunction.



NOTICE!

Possible staining

The plasticiser contained in the rubber feet of this product may possibly react with the coating of your parquet, linoleum, laminate or PVC floor and after some time cause permanent dark stains. In case of doubt, do not put the rubber feet directly on the floor, but use felt-pad floor protectors or a carpet.

3 Features

Special features of the device:

- Passive 2-way full-range speaker with built-in crossover
- Connection options: 4 lockable NL4 sockets (Power Twist)
- For use with 'Achat Amprack', various products are available. Appropriate subwoofers, for example, are: 'the box pro Achat 115Sub' or 'the box pro TP118/800'.
- Flying tracks on top of the housing and an eye on the back for tilting. Mounting for vertical hanging optionally available
- 36 mm pole flange on the bottom
- Rotatable horn
- Black textured coating

4 Installation

Unpack and check carefully there is no transportation damage before using the unit. Keep the equipment packaging. To fully protect the product against vibration, dust and moisture during transportation or storage use the original packaging or your own packaging material suitable for transport or storage, respectively.

Create all connections while the device is off. Use the shortest possible high-quality cables for all connections. Take care when running the cables to prevent tripping hazards.



WARNING!

Risk of injury caused by falling objects

Make sure that the installation complies with the standards and rules that apply in your country. Always secure the device with a secondary safety attachment, such as a safety cable or a safety chain.



NOTICE!

Possible property damage by magnetic fields

Loudspeakers produce a static magnetic field. Therefore, maintain an appropriate distance to devices that can be adversely affected or damaged by an external magnetic field.



NOTICE!

Use of stands

When mounting the device onto a stand, ensure that the stand is in a safe and stable position and that the weight of the device does not exceed the maximum permissible load capacity of the stand.

4.1 Tips on handling speakers

We recommend you to set up the speakers in a way, that the sound signals can reach the audience unobstructedly. It will often be helpful to mount the speakers on tripods. Thus, the sound will be evenly spread with maximum range throughout the audience area.

Always use high grade cable to connect your equipment. Otherwise you won't reach maximum sound quality.

For optimum results both impedance and power handling of the speakers must match the requirements of the amplifier. Always follow the technical specifications of the speakers! The overall impedance of the connected loudspeakers must not exceed the minimum output impedance of the amp. The amps max. RMS output power should be 50 % above the power handling capacity of the connected speakers.

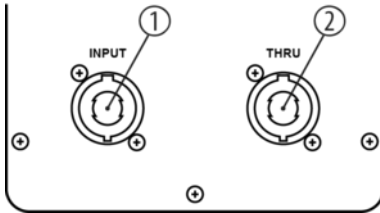
If you notice distortion during operation, either the amp or the speaker is overloaded. This may permanently damage the amp or the speaker. Always reduce the volume when you hear distortion.

4.2 Hanging the speaker box

To hang the speaker box on special mounting devices (aka 'flying'), the top of the box offers built-in Aeroquip or fly tracks. In these tracks safety eyelets (double studs) can be screwed or latched. Check the secure connection of the safety eyelets with the box carefully, before you use it in 'flying mode'.

Using an additional loop on the back of the box, it is possible to tilt the box. This additional loop must not solely be in charge to secure the entire suspended weight.

4.3 Connections

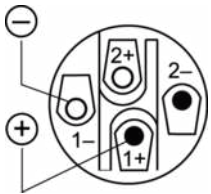


1, 2 Two NL4 connections wired in parallel on the rear panel (Power Twist)

One additional NL4 connection is located on the top side and one on the bottom side of the housing.

Find more information about the wiring of the NL4 connections on the rear panel.

NL4 mounting connectors for speaker connections



The adjoining figure shows the pin assignment of the lockable NL4 panel connectors.

5 Technical specifications

Speaker	1 × 12" woofer, 1" mid-range neodymium transducer (with 3" voice coil)	
Input connections	2 × NL4 sockets (Power Twist)	
Frequency range	60 Hz ... 18 kHz, -3 dB	
Load capacity	350 W (RMS), 1400 W (peak)	
Sensitivity (1 W/1 m)	131 dB	
Rated impedance	8 Ω	
Dispersion angle (V × H)	60° × 40° (horn)	
Dimensions (W × H × D)	360 mm × 360 mm × 610 mm	
Weight	21 kg	
Ambient conditions	Temperature range	0 °C...40 °C
	Relative humidity	20 %...80 % (non-condensing)

Further information

Monitor inclination	Yes
Colour	Black
Protective cover	Suitable protective cover optionally available (item no. 243017)

6 Protecting the environment

Disposal of the packaging material



For the transport and protective packaging, environmentally friendly materials have been chosen that can be supplied to normal recycling.

Ensure that plastic bags, packaging, etc. are properly disposed of.

Do not just dispose of these materials with your normal household waste, but make sure that they are collected for recycling. Please follow the notes and markings on the packaging.

Disposal of your old device



This product is subject to the European Waste Electrical and Electronic Equipment Directive (WEEE) in its currently valid version. Do not dispose with your normal household waste.

Dispose of this device through an approved waste disposal firm or through your local waste facility. When discarding the device, comply with the rules and regulations that apply in your country. If in doubt, consult your local waste disposal facility.



Musikhaus Thomann · Hans-Thomann-Straße 1 · 96138 Burgebrach · Germany · www.thomann.de