

Installation Guide

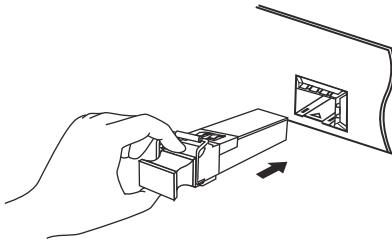
1000Base-BX WDM Bi-Directional SFP Module

-  To ask questions, find answers, and communicate with TP-Link users or engineers, please visit <https://community.tp-link.com> to join TP-Link Community.
-  For technical support and other information, please visit <https://www.tp-link.com/support>, or simply scan the QR code.
-  If you have any suggestions or needs on the product guides, welcome to email techwriter@tp-link.com.cn.

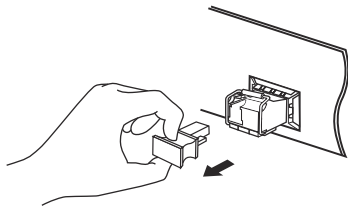


Install the SFP

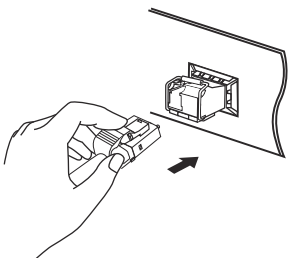
1. Wear an ESD-preventive wrist or ankle strap to prevent ESD damage to the transceiver.
2. Insert the SFP into the SFP slot and firmly press it into place.



3. Remove the protective dust plug from the SFP.

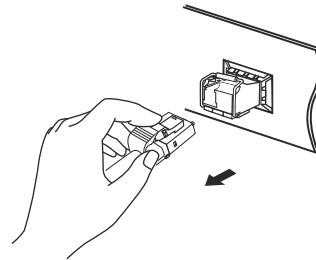


4. Plug a fiber-optic cable into the SFP. Note that the SFP works without any additional configuration.

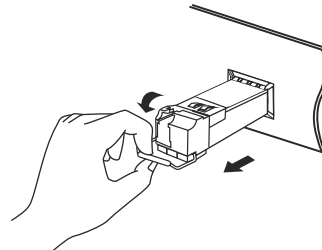


Remove the SFP

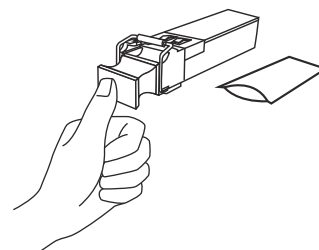
1. Wear an ESD-preventive wrist or ankle strap to prevent ESD damage to the transceiver.
2. Disconnect the network fiber-optic cable from the SFP.



3. Pull the safety latch downwards to release the SFP, and then pull it out from the slot.



4. Reinstall the protective dust plug in the SFP's optical bores and place it on antistatic mat or a static shielding bag.



Note:

1. Do not touch the output pins on the transceiver with your hand.
2. Always keep the protective dust plug on the SFP's optical bores until you are ready to make a connection.

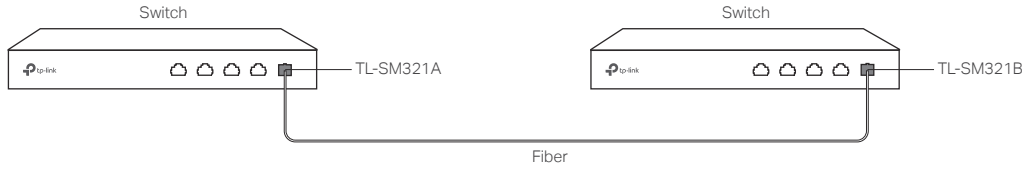
Caution:

DO NOT point or stare directly into the beam or into the optical port of the transceiver when it is operating, as this can injure your eyesight.

Connection

Use only the TL-SM321A&TL-SM321B together, and TL-SM321A-2&TL-SM321B-2 together for fast and reliable connectivity between switches.

For simplicity, we will take TL-SM321A&TL-SM321B as an example.



Specifications

General Specifications

Normal	TL-SM321A	TL-SM321B
Wave Length	Tx: 1550 nm Rx: 1310 nm	Tx: 1310 nm Rx: 1550 nm
Standards and Protocols	IEEE 802.3z, TCP/IP	
Cable	Single-mode Fiber	
Fiber Type	9/125 um Single-mode	
Max. Cable Length	20 km	
Data Rate	1.25 Gbps	
Port Type	LC Simplex	
Power Support	3.3 V	
Safety & Emission	FCC, CE	
DDM	Yes	
SFP-MSA	Yes	
Hot Swappable	Yes	

Normal	TL-SM321A-2	TL-SM321B-2
Wave Length	Tx: 1550 nm Rx: 1310 nm	Tx: 1310 nm Rx: 1550 nm
Standards and Protocols	IEEE 802.3z, TCP/IP	
Cable	Single-mode Fiber	
Fiber Type	9/125 um Single-mode	
Max. Cable Length	2 km	
Data Rate	1.25 Gbps	
Port Type	LC Simplex	
Power Support	3.3 V	
Safety & Emission	FCC, CE	
DDM	Yes	
SFP-MSA	Yes	
Hot Swappable	Yes	

Environmental and Physical Specifications

Product Operating Temperature	0°C to 70°C (32°F to 158°F)
Storage Temperature	-40°C to 85°C (-40°F to 185°F)
Operating Humidity	10% to 90% RH, Non-condensing
Storage Humidity	5% to 90% RH, Non-condensing

TP-Link Compatible Products

- TP-Link Switches with gigabit SFP Slots
- MC220L

Note:

The SFP modules may be incompatible with other vendors' devices. We recommend that you use only TP-Link SFP modules on your TP-Link devices.

Safety Information

- Keep the device away from water, fire, humidity or hot environments.
- Do not attempt to disassemble, repair, or modify the device.
- Avoid using this product during an electrical storm. There may be a remote risk of electric shock from lightning.
- Do not point or stare directly into the beam or into the optical port of the transceiver when it is operating, as this can injure your eyesight.

EU Declaration of Conformity

TP-Link hereby declares that the device is in compliance with the essential requirements and other relevant provisions of directives 2014/30/EU, 2014/35/EU, 2009/125/EC, 2011/65/EU and (EU)2015/863.

The original EU declaration of conformity may be found at <https://www.tp-link.com/en/ce>

UK Declaration of Conformity

TP-Link hereby declares that the device is in compliance with the essential requirements and other relevant provisions of the Electromagnetic Compatibility Regulations 2016 and Electrical Equipment (Safety) Regulations 2016.

The original UK Declaration of Conformity may be found at <https://www.tp-link.com/support/ukca>

