

Valore Multi-function 15W Wireless Charger (AC101)

VALORE

Thank you for purchasing the Valore Multi-function 15W Wireless Charger (AC101).

- Foldable mobile holder
- Alarm clock function

Important: Please read the user manual thoroughly before using your Multi-function Wireless Charger.

Specifications:

- Wireless charging output: 15* (Max) / 5W^
- USB output: 5V/1.5A (Max)
- Power input: 5V/2A, 9V/2A (Max)
- Operating temperature: -20°C to 45°C

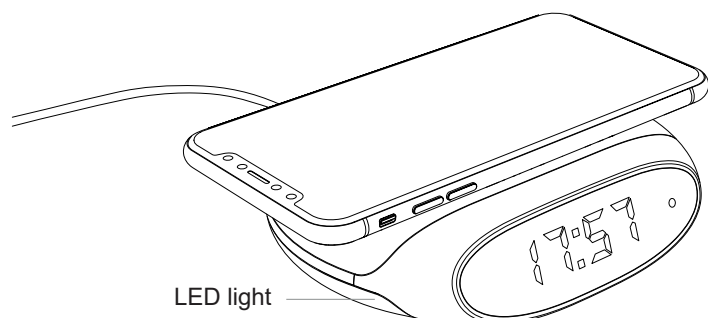
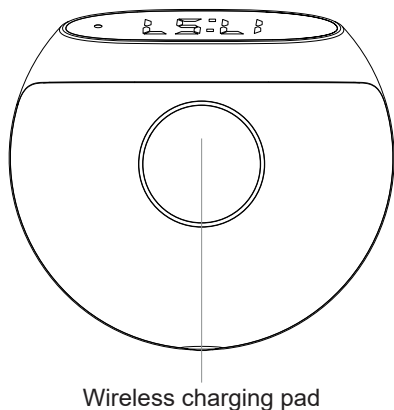
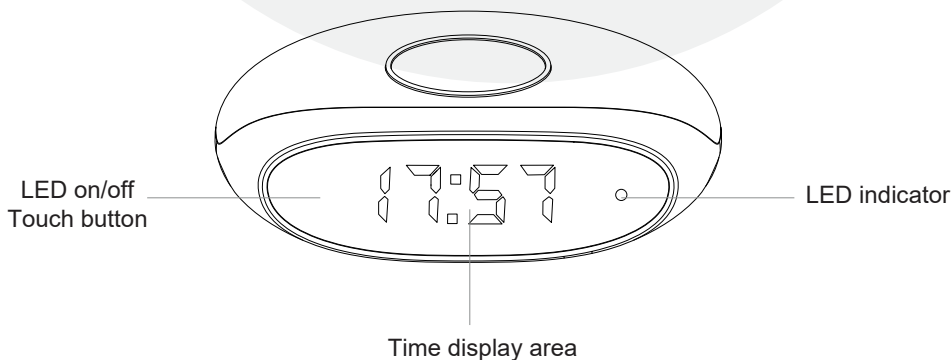
* With use of PD18W adaptor

^ While charging with USB port simultaneously

Package Contents:

- Multi-function 15W wireless charger
- USB-C cable

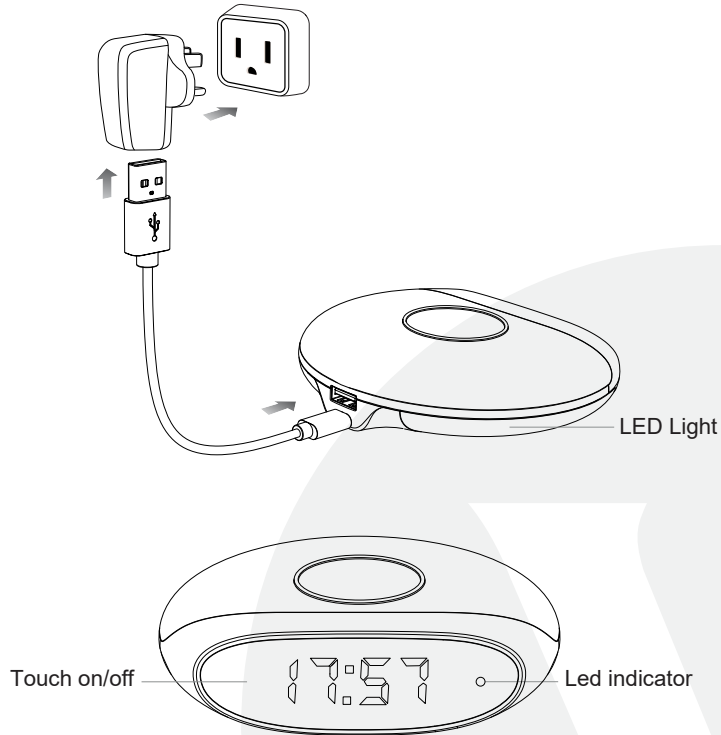
UNDERSTANDING THE PRODUCT



START USING MULTI-FUNCTION 15W WIRELESS CHARGER

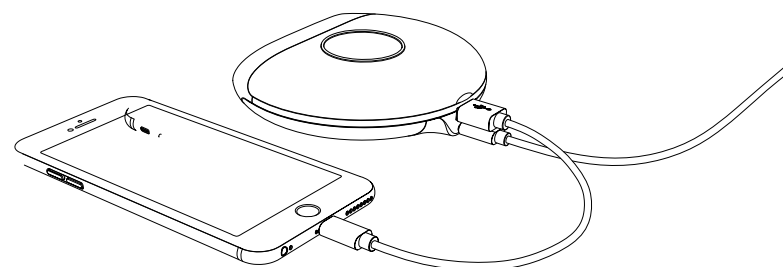
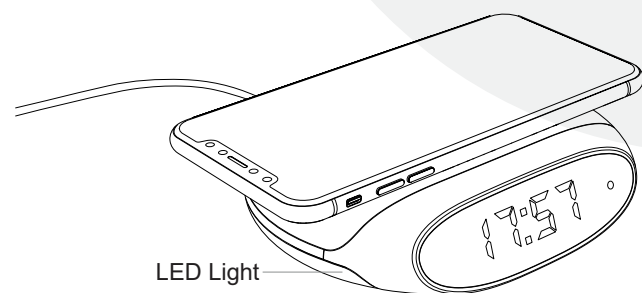
1) Connect to power adaptor

Connect the charging cable to the power adaptor, the wireless charging will be in standby mode when the LED indicator is on. The LED light on both sides will light up which can be turned on and off with the touch button.




2) Charging mode

While connected to the power adaptor, put the Qi-enabled device on the wireless charging area to charge directly. The USB port supports charging by using a USB charging cable.



3) Charging stand function

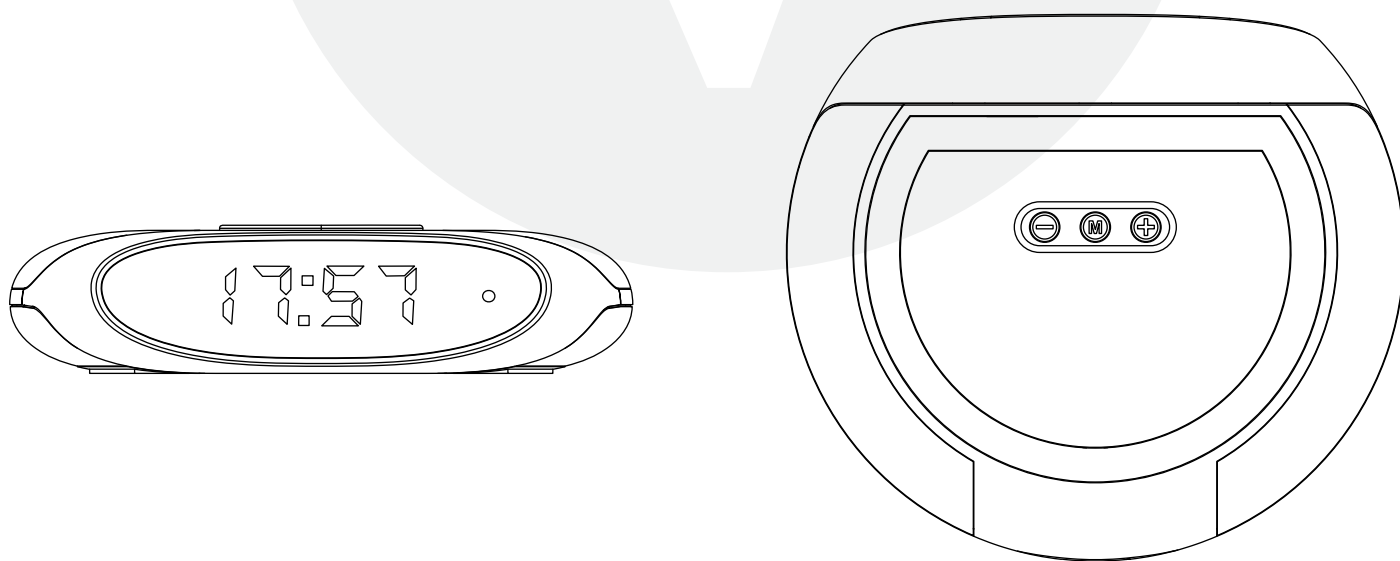
Adjust the angle and height by switching the foldable stand to charge device horizontally or vertically.



4) Setting the clock

Built-in three buttons including "+", "-", and "M". "M" is the function mode, click for setting alarm clock, double click for time setting, click the "M" button back to the time display after complete time setting. "+" and "-" buttons use to increase and decrease clockwise and counterclockwise of time setting.

When alarm rings, the buzzer will sound. Press any button or touch on/of touch button to stop the alarm. The alarm will ring every five minutes, each lasting 1 minute.



TECHNICAL SUPPORT & WARRANTY

- For Technical Support, email us at v.info@valore.sg.
- For Warranty Registration, visit www.valore.sg.

Cautions:

Read all the instructions and warnings carefully prior to using this product.

- Do not store the product in a high temperature environment.
- Do not place the product near a fire or other excessively hot environments.
- Do not expose the product to moisture or submerge it in liquid. Keep product dry at all times.
- Do not attempt to charge the product using any other method or connection other than the product's provided charging cable.
- Do not disassemble this product or attempt to repair or modify it in any manner.
- Battery usage by children should be supervised
- Be cautious of excessive drops, bumps, abrasions or other impacts to this product. If there is any damage to the product such as dents, punctures, tears, deformities or corrosion, stop using the product and contact us immediately via email at v.info@valore.sg, or return this product to the store where you have purchased it from.
- If the product produces an abnormal smell, high temperature (low temperature during normal use), discolours or changes shape abnormally, stop using the product and contact us immediately via email at v.info@valore.sg.

DISCLAIMER & TRADEMARKS

All information, trademarks, logos, graphics, and images ("Materials") provided on this user manual are copyrighted or trademarked and are the property of Valore Lifestyle Pte Ltd. Any unauthorized use of any material contained on the instruction manual may violate copyright laws, trademark laws, laws of privacy and communications statutes. The trademarks, service marks and logos used and displayed in the Materials are registered and unregistered trademarks and service marks of Valore and others. All other registered and unregistered company names, product names and marks mentioned herein the ("Materials") are the property of their respective owners and may be trademarks or registered trademarks.

Complies with
IMDA Standards
DA102803



Inspired by Valore Singapore

For full range of Valore products visit www.valore.sg