

Thank you for purchasing the Valore 130W-PD 20000mAh Power Bank (PD16).

- Laptop Charging Capability\*\*
- Digital power display
- Charge up to 3 devices simultaneously (Dual USB-A, USB-C)
- 130W total output power

\*\*For USB-C charging laptops requiring up to 100W power input

**Important:** Please read the user manual thoroughly before using your Power Bank.

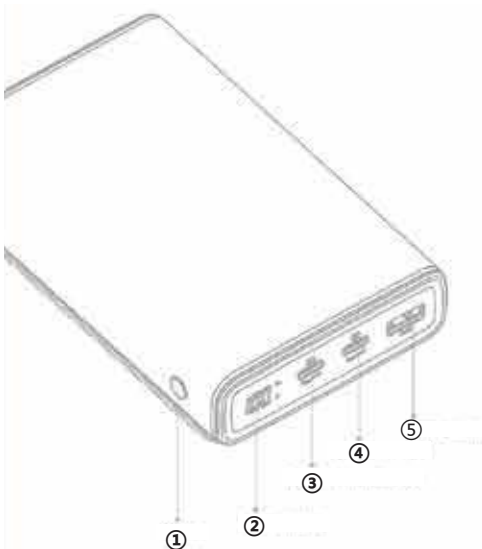
### Specifications:

- Battery capacity: 20000mAh-76Wh
- Battery type: 21700 Cylindrical battery
- Charging time:
  - Approximately 2.5 hours (PD 20V/3.25A)
  - Approximately 4.3 hours (PD 9V/2A)
  - Approximately 8 hours (5V/2A)
- USB-C input 1: 5V/3A, 9V/3A, 12V/3A, 15V/3A, 20V/3.25A (PD 65W max)
- USB-C output 1: 5V/3A, 9V/3A, 12V/3A, 15V/3A, 20V/5A (PD 100W max)
- USB-C output 2: 5V/3A, 9V/3A, 12V/2.5A (30W max)
- USB output: 4.5V/5A, 5V/4.5A, 5V/3A, 9V/2A, 12V/1.5A (22.5W max)
- Recharge cycle: 300 times cycle
- Operating temperature: 0 – 55°C
- Material: ABS + Aluminium alloy
- Dimensions (L x W x H): 131 x 83 x 26mm
- Net weight: 426g
- Gross weight: 613g

### Package Contents:

- 130W-PD 20000mAh power bank
- USB-C to USB-C charging cable
- Soft pouch

## UNDERSTANDING THE PRODUCT

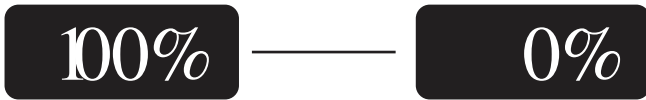


- ① Power button
- ② LCD display
- ③ USB-C 1 input/output
- ④ USB-C 2 input/output
- ⑤ USB output

# START USING THE 2000MAH PD POWER BANK

## 1) Power Indicators

The indicators show the remaining power of the power bank

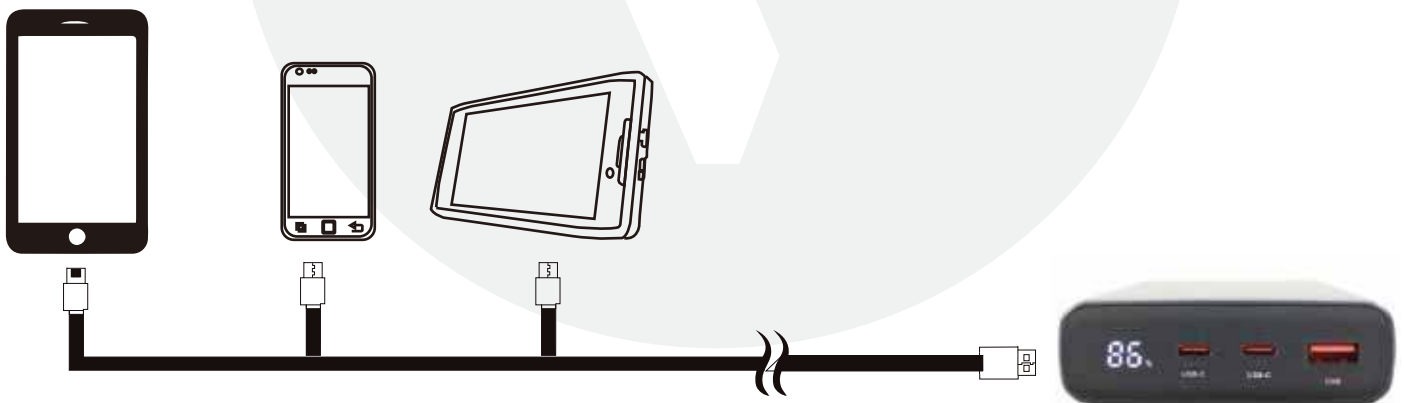


The LCD display will go from 100% to 0%. When it's around 0%, it means that the power is low, please recharge with cable provided.

Note: Fully charge the power bank for at least 14-16 hours before first use. This is to maximise the battery performance and prolonging the life of lithium ion batteries. Recharge your power bank once every three months when not in use or seldom used.

## 2) Charging of devices

Connect your power bank to your mobile device's charging port using a 8-pin, Micro USB, USB-C cable.



## TROUBLESHOOTING

### Issue 1:

Power bank is unable to charge your mobile device

**Problem 1:** Power bank battery is flat

**Solution:** Fully charge the power bank and resume charging your mobile device.

### Issue 2:

Power bank drains off quickly

**Problem:** Running multiple applications on your mobile device

**Solution:** Turn off all running applications on the mobile device and leave it to charge till full.

Extra consumption of energy would be due to heat produced during the charging of your mobile device.

### Issue 3:

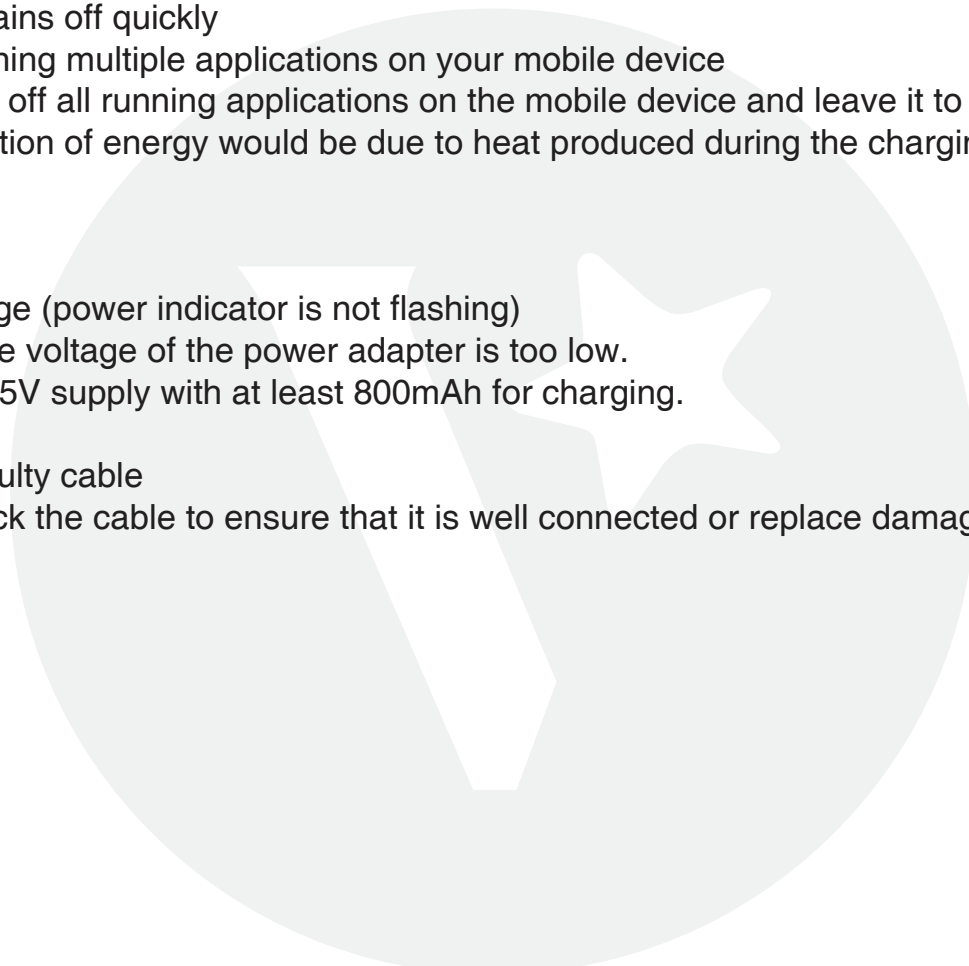
Unable to charge (power indicator is not flashing)

**Problem 1:** The voltage of the power adapter is too low.

**Solution:** Use 5V supply with at least 800mAh for charging.

**Problem 2:** Faulty cable

**Solution:** Check the cable to ensure that it is well connected or replace damaged cables.



## TECHNICAL SUPPORT & WARRANTY

- For Technical Support, email us at [v.info@valore.sg](mailto:v.info@valore.sg).
- For Warranty Registration, visit [www.valore.sg](http://www.valore.sg).

### Cautions:

Read all the instructions and warnings carefully prior to using this product.

- Do not dismantle or open the power bank
- Do not subject the power bank to mechanical shock such as crushing, bending, puncturing or shredding. Avoid dropping or placing heavy object on the power bank.
- Do not expose the power bank to water or other liquids
- Do not expose the power bank to heat and/or fire. Avoid storage in direct sunlight.
- Do not attempt to insert foreign objects into the power bank. Do not short-circuit the power bank by storing it haphazardly in receptacle where it may be short-circuited by other metallic or conductive objects.
- Do not use any charger\* other than that specifically provided for use with the power bank. Battery usage by children should be supervised.

\*The charger may also be known as the adaptor, and is used to charge the power bank

### DISCLAIMER & TRADEMARKS

All information, trademarks, logos, graphics, and images (“Materials”) provided on this user manual are copyrighted or trademarked and are the property of Challenger Technologies Limited. Any unauthorized use of any material contained on the instruction manual may violate copyright laws, trademark laws, laws of privacy and communications statutes. The trademarks, service marks and logos used and displayed in the Materials are registered and unregistered trademarks and service marks of Valore and others. All other registered and unregistered company names, product names and marks mentioned herein the (“Materials”) are the property of their respective owners and may be trademarks or registered trademarks.

Complies with IEC60950 & IEC62133



Inspired by Valore Singapore

For full range of Valore products visit [www.valore.sg](http://www.valore.sg)