

**User Manual / 사용자 매뉴얼 /
產品手冊 / 产品手冊**

Model: VAPUC057



Introduction:

Thank you for choosing this Verbatim product. Please read this manual carefully prior to use so as to fully understand the product and its correct usage.

- Do not alter, modify or disassemble the charging device. There are no user-serviceable parts inside, and incorrect reassembly may result in shock or fire hazard.
 - Do not drop or subject the charging device to strong mechanical shock. Do not expose to moisture, water, rain, snow, spray, heat, sources of ignition or direct sunlight.
 - Use a damp soft cloth to clean the surface of the case. Do not use chemical solvents.
 - Contact our customer support team if you have troubleshooting issues with this product.
 - Do not operate the charging device if it has been dropped or otherwise damaged in anyway.
 - The charging device will generate heat with charging. Always charge in a well ventilated area. Do not charge in environments where the temperatures exceed 40°C/104°F .
 - Keep out of reach of children.
 - To reduce the risk of electric shock, unplug the charging device from any power source before attempting maintenance and cleaning.
-

Package Contents:

- 1 x USB Charger
-

Specifications:

- Product name: 4 Port 100 W PD & QC 3.0 GaN USB Charger
- Product model: VAPUC057
- Materials: Flame resistant PC
- Color: Black / White
- Dimensions: 107.5 x 48.4 x 60(mm)
- Weight: 210g
- Rated input: 100-240 V AC 50/60 Hz 1.6 A
- Supported products: MacBook, PD-enable Laptops, iPhone, iPad,

Product Description:

Verbatim's 4 Port 100 W PD 3.0 & QC 3.0 GaN USB Charger allows you to charge up to 4 devices simultaneously. The Type C PD1 and PD2 ports can support up to 100 W charging when being used alone. It allows you to charge most of the laptops with PD charging feature. (Depends on the compatibility of different devices and the proper charging cable should be used.) Both USB-A1 and USB-A2 QC 3.0 ports support up to 18 W charging when being used alone. That allows you to quick charge most of the smartphones with compatible charging function. By utilizing the GaN technology, the charger achieves high power output with a compact size that makes it ideal for use at home and in the office.

Input & Output Specifications:

Input: 100-240 V AC 50/60 Hz 1.6 A

Output: Type C (PD1 / PD2) - Each 5 V---3 A, 9 V---3 A, 12 V---3 A, 15 V---3 A,
20 V---5 A (Max. 100 W)

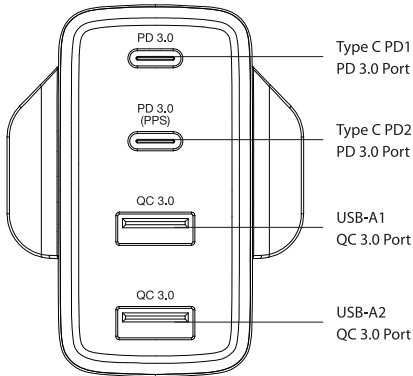
PD2 (PPS Mode) - 3.3-21 V---5 A

USB-A (QC 3.0 x 2) - Each 5 V---3 A, 9 V---2 A, 12 V---1.5 A (Max. 18 W)

Total max. 100 W

Scenarios/Output	PD1	PD2	USB-A1	USB-A2
PD1+PD2	Max. 60 W	Max. 45 W	0	0
PD1+USB-A1	Max. 60 W	0	Max. 18 W	0
PD1+USB-A2	Max. 60 W	0	0	Max. 18 W
PD2+USB-A1	0	Max. 45 W	Max. 18 W	0
PD2+USB-A2	0	Max. 45 W	0	Max. 18 W
USB-A1+USB-A2	0	0	5V---3.6 A (Max. 18 W) shared	
PD1+PD2+USB-A1	Max. 45 W	Max. 30 W	Max. 18 W	0
PD1+PD2+USB-A2	Max. 45 W	Max. 30 W	0	Max. 18 W
PD1+USB-A1+USB-A2	Max. 60 W	0	5V---3.6 A (Max. 18 W) shared	
PD2+USB-A1+USB-A2	0	Max. 45 W	5V---3.6 A (Max. 18 W) shared	
PD1+PD2+USB-A1+USB-A2	Max. 45 W	Max. 30 W	5V---3.6 A (Max. 18 W) shared	

"0" : Not in Use



Product Features:

1. Stable and optimal charging conditions for your compatible devices.
2. High quality, fire resistant material construction.

Operation :

1. Unpack the USB charger and connect it to the power supply.
 2. Connect your USB charging compatible device to the USB charger via its charging cable (not included), and charging will begin automatically.
 3. Disconnect the device when it is fully charged. Store the USB charger in a safe place when not in use.
-

About Smart Charging:

Device charging time and speed is critical. Verbatim's USB charger is enhanced with a smart charging feature that detects the specifications of your connected device and supplies the best corresponding current. When you connect your device to the USB charger, it will automatically detect and scan the device to define the maximum current. The output current of the USB charger will adjust in order to provide optimal charge speed and performance.

WEEE Notice:

The Directive on Waste Electrical and Electronic Equipment (WEEE), which entered into force as European law on 13th February 2003, resulted in a major change in the treatment of electrical equipment at end-of-life.



The WEEE logo (shown at the left) on the product or on its box indicates that this product must not be disposed of or dumped with your other household waste. For more information about electronic and electrical waste equipment disposal, recovery, and collection points, please contact your local municipal household waste disposal service or shop from where you purchased the equipment.

 Verbatim.

(Korea only) 



E1703



1 Year Limited Warranty – for further details visit www.verbatim.com/warranty

EN

Verbatim Australia Pty Ltd (ABN 39 005 706 374)

• Warranty Statement

Our goods come with guarantees that cannot be excluded under the Australian Consumer Law. You are entitled to a replacement or refund for a major failure and for compensation for any other reasonably foreseeable loss or damage. You are also entitled to have the goods repaired or replaced if the goods fail to be of acceptable quality and the failure does not amount to a major failure.

Verbatim Australia Pty Ltd (ABN 39 005 706 374) ("Verbatim") provides the following warranty in relation to its goods ("Product").

The benefits of this warranty are in addition to any rights and remedies imposed by Australian State & Federal legislation that cannot be excluded. Nothing in this warranty is to be interpreted as excluding, restricting or modifying any State or Federal legislation applicable to the supply of goods and services which cannot be excluded, restricted or modified.

Verbatim warrants that, subject to the exclusions and limitations below, the Product will be free from defects in materials and workmanship for the period specified on the product packaging and/or the website from date of purchase.

If a defect appears in the Product before the end of the warranty period and Verbatim finds the Product to be defective in materials and workmanship, Verbatim will at its own discretion repair or replace the Product free of charge. If goods presented for repair are capable of retaining user-generated data, repair of these goods may result in loss of the data.

• Proof of Purchase

Proof of purchase shall be required to be eligible for this warranty and to establish the commencement date of this warranty. This warranty is valid for the original purchase only and is not transferrable to a subsequent customer if the Product is sold by the original customer during the warranty period.

The term of your warranty period shall commence from the purchase date appearing on your purchase receipt from an authorised distributor, reseller or retailer and extends only for the time set forth in the Product documentation. This information can be obtained from the packaging and/or the Verbatim Australia website.

• Returned Merchandise Authorisation

No product may be returned to Verbatim Australia without first contacting us for a RMA (Returned Merchandise Authorisation) number. If it is determined that a

Product may be defective, you will be given an authorisation number and instructions for Product return. An unauthorised return, i.e. one for which an RMA number has not been issued, will be returned to you at your expense. Authorised returns are to be shipped prepaid and insured to our Head Office in qualified packaging.

• **Warranty Claims**

- 1) If a fault covered by warranty occurs, the customer must first:
 - a) Contact Verbatim Australia Head Office using the contact details provided below; or
 - b) Return the Product to the retailer from which the Product was purchased.
- 2) Any warranty claim must be accompanied by:
 - a) Proof of purchase; and b) Full details of the alleged defect.
- 3) If Verbatim or the retailer from which the Product was purchased finds no defect in the Product after inspection and testing, the customer must pay Verbatim's usual costs of service work and testing.
- 4) The customer must bear the cost of the transport to Verbatim or to and from the retailer to make the warranty claim including all insurance of the Product. Verbatim will bear the cost of the return transport to the customer once the claim has been finalised.

• **Exclusions**

The warranty will not apply where:

- 1) The Product has been repaired, altered or modified by someone other than Verbatim or an authorised repair agent;
- 2) The alleged defect in the Product is within acceptable industry variances;
- 3) Verbatim cannot establish any fault in the Product after testing and inspection;
- 4) The Product has been used other than for the purpose for which it was designed;
- 5) The defect in the Product has arisen due to the customer's failure to properly use and maintain the Product in accordance with Verbatim's instructions, recommendations and specifications (including applicable maintenance schedules);
- 6) The Product has been subject to abnormal conditions or use, including environment, temperature, water, fire, humidity, pressure, stress or similar;

- 7) The defect has arisen due to abuse, misuse, neglect or accident.
- The warranty does not extend to:
 - 1) Damage or defects caused by normal wear and tear;
 - 2) General, consequential, punitive, incidental or special damages. These include loss of recorded data, interruption of use, the cost of recovery of lost data, lost profits and the cost of the installation or removal of any Products, the installation of replacement Products, and any inspection, testing or redesign caused by any defect or by the repair or replacement of Products arising from a defect in any Product.
 - 3) Incompatibility or poor performance due to specific computer or hardware used.
 - Limitations

Verbatim makes no express warranties or representations other than set out in this warranty.

The replacement of the Product or part of the Product is the absolute limit of Verbatim's liability under this express warranty.

- Contact Details

Verbatim Australia Pty Ltd

Unit 6, 450 Princes Highway, Noble Park, Victoria 3174, Australia

Tel: +61 3 9790 8999 Fax: +61 3 9790 8955

Email: support@verbatim.com.au

Website: www.verbatim.com.au

소개:

버바팀 제품을 선택하여 주셔서 감사합니다. 제품에 대한 이해와 올바른 사용을 위해 사용 전, 이 매뉴얼을 숙지하여 주시기 바랍니다.

주의:

- 충전기를 수리, 수정, 변경하지 마십시오. 내부에는 사용자가 수리할 수 있는 부품이 없습니다. 잘못된 재조립으로 충격이나 화재의 위험이 발생할 수 있습니다.
 - 충전기를 떨어뜨리거나 강한 충격을 가하지 마십시오. 충전기가 습기, 물, 비, 눈, 스프레이, 열, 발화원, 직사광선에 노출되지 않도록 하십시오.
 - 케이스 표면은 부드러운 천으로 닦으십시오. 화학 용제를 사용하지 마십시오.
 - 이 제품에 대한 문의나 문제 해결에 대해서는 고객 지원팀에 연락하시기 바랍니다.
 - 충전기를 떨어뜨리거나 충전기에 손상이 가해졌을 경우에는 충전기를 작동하지 마십시오.
 - 충전 중에는 충전기에 발열이 일어날 수 있습니다. 환기가 잘 되는 곳에서 충전하여 주십시오. 온도가 40°C/104°F 이상인 곳에서는 충전하지 마십시오.
 - 어린이의 손이 닿지 않는 곳에 보관하십시오.
 - 감전 등의 위험을 줄이기 위해 유지 보수 전에는 전원 플러그를 해제하여 주십시오.
-

구성품:

- 1 x USB 충전기
-

제품사양:

- 제품명: 4포트 100 W PD & QC 3.0 GaN USB 충전기
- 모델명: VAPUC057
- 소재: 난연제 PC
- 컬러: 블랙 / 화이트
- 제품 크기: 107.5 x 48.4 x 60(mm)
- 무게: 210g
- 정격 입력: 100-240 V AC 50/60 Hz 1.6 A

- 지원 기기: 맥북, PD 지원 노트북, 아이폰, 아이패드, 스마트폰, 태블릿 PC, MP3/MP4 플레이어

제품 설명:

버바팀 4포트 100 W PD 3.0 & QC 3.0 GaN USB 충전기는 4개의 장치를 동시에 충전할 수 있습니다. Type C PD1 과 PD2 포트는 단독으로 사용 시, 최대 100 W로 PD 충전을 지원하는 대부분의 랩탑을 충전합니다.(각 장치에 맞는 적절한 충전 케이블을 사용하십시오.) USB-A1과 USB-A2 QC 3.0 포트는 단독으로 사용 시, 최대 18 W로 호환되는 대부분의 스마트폰을 빠르게 충전합니다. GaN 기술로 컴팩트한 사이즈와 큰 출력이 결합된 이 충전기는 가정과 사무실에서 사용하기에 이상적인 제품입니다.

입력 및 출력 사양:

입력: 100-240 V AC 50/60 Hz 1.6 A

출력: Type C (PD1 / PD2) - 각 포트별 5 V \equiv 3 A, 9 V \equiv 3 A, 12 V \equiv 3 A,
15 V \equiv 3 A, 20 V \equiv 5 A (최대 100 W)

PD2 (PPS 모드) - 3.3-21 V \equiv 5 A

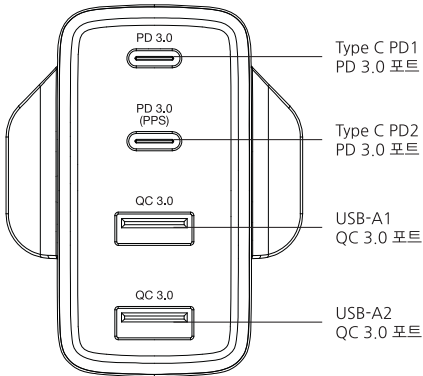
USB-A (QC 3.0 x 2) - 각 포트별 5 V \equiv 3 A, 9 V \equiv 2 A,
12 V \equiv 1.5 A (최대 18 W)

총 최대 100 W

출력	PD1	PD2	USB-A1	USB-A2
PD1+PD2	Max. 60 W	Max. 45 W	0	0
PD1+USB-A1	Max. 60 W	0	Max. 18 W	0
PD1+USB-A2	Max. 60 W	0	0	Max. 18 W
PD2+USB-A1	0	Max. 45 W	Max. 18 W	0
PD2+USB-A2	0	Max. 45 W	0	Max. 18 W
USB-A1+USB-A2	0	0	5V \equiv 3.6A (Max. 18W) shared	
PD1+PD2+USB-A1	Max. 45 W	Max. 30 W	Max. 18W	0
PD1+PD2+USB-A2	Max. 45 W	Max. 30 W	0	Max. 18 W
PD1+USB-A1+USB-A2	Max. 60 W	0	5V \equiv 3.6A (Max. 18W) shared	
PD2+USB-A1+USB-A2	0	Max. 45 W	5V \equiv 3.6A (Max. 18W) shared	
PD1+PD2+USB-A1+USB-A2	Max. 45 W	Max. 30 W	5V \equiv 3.6A (Max. 18W) shared	

"0" : 미사용

KO



제품 특징:

1. 사용자의 호환 장치를 위한 안정적이고 최상의 충전 조건.
2. 고품질의 내화성 재료로 구성.

작동법:

1. USB 충전기에 전원을 연결하십시오.
2. 충전 케이블을 이용하여 호환 가능한 사용자의 USB 충전 장치를 충전기에 연결하십시오. (케이블은 포함되어 있지 않습니다.) 충전이 자동으로 시작될 것입니다.
3. 충전 후에는 장치를 분리하여 주십시오. 사용하지 않을 때는 충전기를 안전한 곳에 보관하여 주십시오.

스마트 충전에 대해:

장치 충전 시간과 속도는 중요합니다. 버바티ムの USB 충전기는 연결된 장치의 사양을 감지하여 최적의 대응 전류를 공급하는 스마트 충전 기능을 강화하였습니다. 사용자의 장치를 충전기에 연결하면, 충전기는 최대 전류를 위해 장치를 자동으로 감지하고 스캔합니다. 충전기의 출력 전류는 최적의 충전 속도와 성능을 제공하기 위해 조정될 것입니다.

WEEE:

2003년 2월 13일부터 유럽의 법으로 개정된 전자제품 폐기물 처리 지침(WEEE)은 수명이 다한 전자제품 처리에 대한 주요 정책입니다.



WEEE 로고(왼쪽)가 제품 본체나 상자에 붙어있는 제품은 다른 가정용 폐기물들과 함께 처리되거나 버려질 수 없습니다. 전자제품 폐기물의 처리나 재생, 수집 장소에 대한 더 자세한 내용을 알고 싶으시면, 각 지역 자치구의 폐기물 처리 서비스 부서나 제품을 구입하신 곳에 문의 하십시오.

Verbatim.

(Korea only)



1년의 제한된 품질보증 -
보다 자세한 정보는 www.verbatim.com/warranty를 참고 하십시오

KO

前言：

感謝您選購並使用VERBATIM產品，為讓您能夠更好的使用本產品的所有功能，請您在正式使用本產品前，仔細閱讀本手冊內所提及的注意事項以及詳細功能操作說明。

注意事項：

- 請不要變更，修改或拆開充電設備。內部沒有用戶可維修的零件。不正確的拆裝可能會導致觸電或火災。
 - 請不要摔落或讓充電設備承受強烈的衝擊。請不要將充電設備暴露在潮濕，水，雨，雪，噴霧，熱，火源或陽光直射的環境。
 - 可用擰乾的濕棉布輕輕擦抹充電器的外殼，嚴禁使用其他化學溶液清洗。
 - 如在使用本產品上遇到任何問題，請聯繫我們的客戶支援團隊。
 - 請勿操作已受損的充電器，包括受到摔落或其他形式的損壞。
 - 充電器在充電期間將產生熱量。請務必在通風良好的地方進行充電。請不要在溫度超過40°C/104°F環境中進行充電。
 - 放置於讓兒童接觸不到的地方。
 - 為了減少觸電危險，在嘗試任何維修或清潔前，必須拔除連接充電設備的任何電源。
-

包裝內容：

- 1 x USB充電器
-

產品規格：

- 產品名稱：4端口100 W PD和QC 3.0 GaN USB充電器
- 產品型號：VAPUC057
- 物料：阻燃PC
- 顏色：黑色 / 白色
- 產品尺寸：107.5 x 48.4 x 60(毫米)
- 產品重量：210克
- 額定輸入：100-240 V AC 50/60 Hz 1.6 A
- 支援產品：MacBook, PD充電手提電腦, iPhone, iPad, 智能手機, 數碼相機, 平板電腦, MP3/MP4播放器

產品說明：

Verbatim 4端口100 W PD 3.0和QC 3.0 GaN USB充電器讓您同時為4部設備充電。Type C PD1和 PD2端口在單獨使用時最大可支援100 W 充電，能為大多數配備PD充電功能的手提電腦進行充電。(取決於不同設備的兼容性，以及需要使用合適的充電線。)兩個USB-A1和USB-A2 QC 3.0端口在單獨使用時可支援最高18 W充電，兼容大多數的智能手機進行快速充電。通過使用GaN技術，使充電器體積更小巧，同時又達到強勁的輸出功率，非常適合在家中和辦公室使用。

輸入輸出規格：

輸入：100-240 V AC 50/60 Hz 1.6 A

輸出：Type C (PD1 / PD2) - 每個5 V \equiv 3 A, 9 V \equiv 3 A, 12 V \equiv 3 A,
15 V \equiv 3 A, 20 V \equiv 5 A (最高100 W)

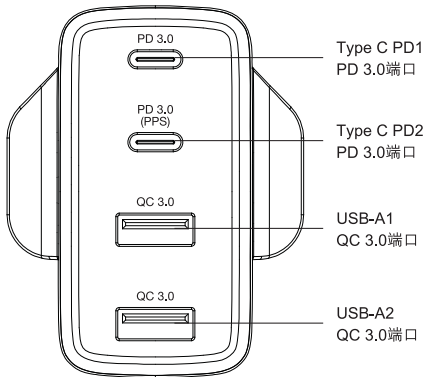
PD2 (PPS 模式) - 3.3-21 V \equiv 5 A

USB-A (QC 3.0 x 2) - 每個5 V \equiv 3 A, 9 V \equiv 2 A, 12 V \equiv 1.5 A
(最高18 W)

合共最大輸出100 W

方案/輸出	PD1	PD2	USB-A1	USB-A2
PD1+PD2	最高60 W	最高45 W	○	○
PD1+USB-A1	最高60 W	○	最高18 W	○
PD1+USB-A2	最高60 W	○	○	最高18 W
PD2+USB-A1	○	最高45 W	最高18 W	○
PD2+USB-A2	○	最高45 W	○	最高18 W
USB-A1+USB-A2	○	○	共用5 V \equiv 3.6 A (最高18 W)	
PD1+PD2+USB-A1	最高45 W	最高30 W	最高18 W	○
PD1+PD2+USB-A2	最高45 W	最高30 W	○	最高18 W
PD1+USB-A1+USB-A2	最高60 W	○	共用5 V \equiv 3.6 A (最高18 W)	
PD2+USB-A1+USB-A2	○	最高45 W	共用5 V \equiv 3.6 A (最高18 W)	
PD1+PD2+USB-A1+USB-A2	最高45 W	最高30 W	共用5 V \equiv 3.6 A (最高18 W)	

"○"：未使用



產品特點：

1. 通過檢測到不同的設備，智能充電接口會為充電中的設備提供最為穩定與最合適的電流。
2. USB充電器採用防火耐高溫材料打造，做工精細。

操作:

1. 將USB充電器在包裝中取出並接通電源。
2. 將需要充電的設備使用設備自帶的USB充電線連接到VERBATIM USB 充電器即可對設備進行充電。
3. 充電完成後，將充電設備拔出，並將充電器及數據線妥善保存。

關於智能充電技術:

設備的充電時間和速度是至關重要的。威寶的USB充電器配備智能充電技術，能檢測連接設備的規格，並提供最佳的相應電流。當您將設備連接到USB充電器，它會自動檢測和掃描設備來定義的最大電流。USB充電器會以提供最佳的充電速度和性能調整輸出的電流。

歐盟「廢棄電器及電子設備」(WEEE) 通告：

「廢棄電器及電子設備」(WEEE)的歐盟指令，已於2003年2月13日正式頒布成為歐洲法例，對處理廢棄電子設備的要求作出了重大改變。



產品或其包裝上的WEEE標誌（見左圖），表示該產品不可與其他家居廢物一同棄置。更多有關廢棄電器及電子產品處理、再生或回收處等資料，請向閣下的市立家居廢料棄置服務，或購買該設備之零售商查詢。

 Verbatim.

(韓國專用)



1年有限保固 - 詳情請瀏覽 www.verbatim.com/warranty

TC

前言：

感谢您选购并使用VERBATIM产品，为让您能够更好的使用本产品的所有功能，请您在正式使用本产品前，仔细阅读本手册内所提及的注意事项以及详细功能操作说明。

注意事项：

- 请不要变更，修改或拆开充电设备。内部没有用户可维修的零件。不正确的拆装可能会导致触电或火灾。
 - 请不要摔落或让充电设备承受强烈的冲击。请不要将充电设备暴露在潮湿，水，雨，雪，喷雾，热，火源或阳光直射的环境。
 - 可用拧乾的湿棉布轻轻擦抹充电器的外壳，严禁使用其他化学溶液清洗。
 - 如在使用本产品上遇到任何问题，请联系我们的客户支持团队。
 - 请勿操作已受损的充电器，包括受到摔落或其他形式的损坏。
 - 充电器在充电期间将产生热量。请务必在通风良好的地方进行充电。请不要在温度超过40°C/104 °F环境中进行充电。
 - 放置于让儿童接触不到的地方。
 - 为了减少触电危险，在尝试任何维护或清理前，必须拔除连接充电设备的任何电源。
-

包装内容：

- 1 x USB充电器
-

产品规格：

- 产品名称：4端口100 W PD和QC 3.0 GaN USB充电器
- 产品型号：VAPUC057
- 物料：阻燃PC
- 颜色：黑色 / 白色
- 产品尺寸：107.5 x 48.4 x 60(毫米)
- 产品重量：210克
- 额定输入：100-240 V AC 50/60 Hz 1.6 A
- 支持产品：MacBook, PD充电笔记本电脑, iPhone, iPad, 智能手机, 数码相机, 平板电脑, MP3/MP4播放器

产品说明：

Verbatim 4端口100 W PD 3.0和QC 3.0 GaN USB充电器让您同时为4台设备充电。Type C PD1和 PD2端口在单独使用时最大可支持100 W 充电，能为大多数配备PD充电功能的笔记本电脑进行充电。(取决于不同设备的兼容性，以及需要使用合适的充电线。) 两个USB-A1和USB-A2 QC 3.0端口在单独使用时可支持最高18 W充电，兼容大多数的智能手机进行快速充电。通过使用GaN技术，使充电器体积更小巧，同时又达到强劲的输出功率，非常适合在家中和办公室使用。

输入输出规格：

输入：100-240 V AC 50/60 Hz 1.6 A

输出：Type C (PD1 / PD2) - 每个5 V --- 3 A, 9 V --- 3 A, 12 V --- 3 A,
15 V --- 3 A, 20 V --- 5 A (最高100 W)

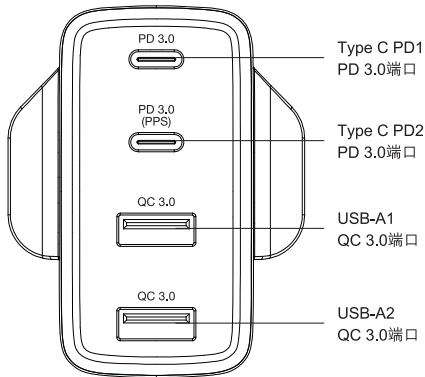
PD2 (PPS 模式) - 3.3-21 V --- 5 A

USB-A (QC 3.0 x 2) - 每个5 V --- 3 A, 9 V --- 2 A, 12 V --- 1.5 A
(最高18 W)

合共最大输出100 W

方案/输出	PD1	PD2	USB-A1	USB-A2
PD1+PD2	最高60 W	最高45 W	○	○
PD1+USB-A1	最高60 W	○	最高18 W	○
PD1+USB-A2	最高60 W	○	○	最高18 W
PD2+USB-A1	○	最高45 W	最高18 W	○
PD2+USB-A2	○	最高45 W	○	最高18 W
USB-A1+USB-A2	○	○	共用5 V --- 3.6 A (最高18 W)	
PD1+PD2+USB-A1	最高45 W	最高30 W	最高18 W	○
PD1+PD2+USB-A2	最高45 W	最高30 W	○	最高18 W
PD1+USB-A1+USB-A2	最高60 W	○	共用5 V --- 3.6 A (最高18 W)	
PD2+USB-A1+USB-A2	○	最高45 W	共用5 V --- 3.6 A (最高18 W)	
PD1+PD2+USB-A1+USB-A2	最高45 W	最高30 W	共用5 V --- 3.6 A (最高18 W)	

"○"：未使用



产品特点：

1. 通过检测到不同的设备，智能充电接口会为充电中的设备提供最为稳定与最合适的电流。
2. USB充电器采用防火耐高温材料打造，做工精细。

操作:

1. 将USB充电器在包装中取出并接通电源。
2. 将需要充电的设备使用设备自带的USB充电线连接到VERBATIM USB充电器即可对设备进行充电。
3. 充电完成后，将充电设备拔出，并将充电器及数据线妥善保存。

关于智能充电技术:

设备的充电时间和速度是至关重要的。威宝的USB充电器配备智能充电技术，能检测连接设备的规格，并提供最佳的相应电流。当您设备连接到USB充电器，它会自动检测和扫描设备来定义的最大电流。USB充电器会以提供最佳的充电速度和性能调整输出的电流。

欧盟「废弃电器及电子设备」(WEEE) 通告：

「废弃电器及电子设备」(WEEE)的欧盟指令，已于2003年2月13日正式颁布成为欧洲法例，对处理废弃电子设备的的要求作出了重大改变。



产品或其包装上的WEEE标志（见左图），表示该产品不可与其他家居废物一同弃置。更多有关废弃电器及电子产品处理、再生或回收处等资料，请向阁下的市立家居废料弃置服务，或购买该设备之零售商查询。

 Verbatim.

(韩国专用) 



1年有限质保 - 详情请访问 www.verbatim.com/warranty

SC