

PRECAUTIONS

LISTENING TO AUDIO AT EXCESSIVE VOLUMES CAN CAUSE PERMANENT HEARING DAMAGE. USE AS LOW A VOLUME AS POSSIBLE.

Over exposure to excessive sound levels can damage your ears resulting in permanent noise-induced hearing loss (NIHL). Please use the following guidelines established by the Occupational Safety Health Administration (OSHA) on maximum time exposure to sound pressure levels before hearing damage occurs.

SAFE USE & HAZARD WARNINGS

90 dB SPL at 8 hours, 95 dB SPL at 4 hours, 100 dB SPL at 2 hours, 105 dB SPL at 1 hour, 110 dB SPL at 30 min, 115 dB SPL at 15 min, 120 dB SPL: Avoid as damage may occur

ADVERTENCIA

ESCUCHA DEL AUDIO NIVELES EXCESIVOS DE VOLUMEN PUEDE CAUSAR DAÑOS PERMANENTES AUDIENCIA. SE USE COMO VOLUMEN MÁS BAJO POSIBLE.

Durante la exposición a niveles excesivos de ruido puede dañar los oídos resultando en ruido permanente pérdida de audición inducida (PAIR). Por favor, use las siguientes pautas establecidas por la Administración de Seguridad de Salud Ocupacional (OSHA) de tiempo máximo que los niveles de presión de sonido antes de que se produce una lesión auditiva.

USO SEGURO DE PELIGROS Y ADVERTENCIAS

90 dB SPL a 8 horas, 95 dB SPL a 4 horas 100 dB SPL a 2 horas, 105 dB SPL a 1 hora, 110 dB SPL a 30 minuto, 115 dB SPL a 15 minuto, 120 dB SPL: Evite que se puede producir daños

LIFETIME WARRANTY

Keep your receipt to obtain warranty service.
Go to www.wickedaudio.com for more details.

GARANTÍA DE POR VIDA

Guarde su recibo para obtener servicio de garantía.
Hora de salida www.wickedaudio.com para más detalles.

Developed in Utah, U.S.A.
Made in China



Drive

1000cc

SPECS

DRIVER / BOBINA 10 mm Neodymium
SENSITIVITY / SENIBILIDAD 102 dB
FREQUENCY / FRECUENCIA 20-20,000 Hz
IMPEDANCE / IMPEDANCIA 16 Ohms
CORD LENGTH / LONGITUD DEL CABLE 4 ft / 1.2 m



FEATURES

GOLD-PLATED PLUG
3 CUSHION SIZES
NOISE ISOLATION
45° SMART PLUG
MIC & TRACK CONTROL
HANDS FREE

FLAT CORD
HIGH FIDELITY
ENHANCED BASS
ANGLED HOUSING
WIDE RANGE
METAL HOUSING

WICKED AUDIO, INC.
 875 W 325 N
 Lindon, UT 84042

WICKEDAUDIO.COM



IN-LINE MIC

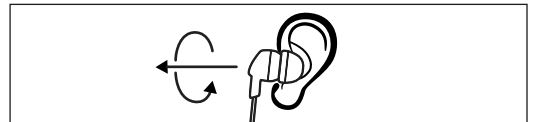
THE IN-LINE MIC HAS MAGICAL PROPERTIES



The in-line mic is great for hands-free communication but it also has some other great secret features that can be activated by pressing the button. The recipes for magic are as follows:

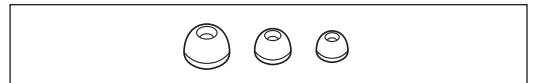
●	= one press of the button	
⦿	= long press of the button (Hold for three seconds)	
	iOS	ANDROID
●	Answer or End a call Play/Pause your music	Mute/Unmute mic in call Play/Pause your music
●●	Go to next track	Go to next track
●●●	Previous track	N/A
⦿	Activate voice control	Answer or End a call Activate voice control

The in-line mic button may act differently on different Android devices.



REMOVING THE EARBUDS

Gently twist the earbud from side to side as you slowly pull it out. Do not pull on the cord to remove the earbud. This can damage the earbud.

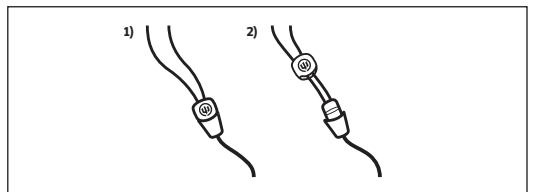


3 CUSHION SIZES FOR MAXIMUM COMFORT

For the best sound performance, outside noise cancellation, and the most comfortable fit, try out each ear cushion. Choose a cushion that easily fits into your ear, feels comfortable, and is easy to remove.

REPLACING THE CUSHIONS

- 1) Simply pull on the cushion you wish to remove until it comes off
- 2) Select the cushion you wish to put on, then twist and ease it on.



THE Y-SPLITTER

- 1) Remove the upper part of the Y-splitter by pulling it upwards.
- 2) Pull it up to the mic to help reduce tangles.