

Operation Manual

Wind Generator 12 V/24 V, 4200 W
62739, 62740



Illustration similar, may vary depending on model

Please read and follow the operating instructions and safety information prior to initial operation.

Technical changes reserved!

Illustrations, functional steps, and technical data may deviate insignificantly due to continuous further developments.



The information contained in this document may alter at any time without prior notice. No part of this document may be copied or otherwise duplicated without prior written consent. All rights reserved. WilTec Wildanger Technik GmbH cannot be held liable for any possible mistakes in this operating manual, nor in the diagrams and illustrations shown.

Although WilTec Wildanger Technik GmbH has made every possible effort to ensure that this operating manual is complete, accurate, and up-to-date, errors cannot be ruled out entirely.

If you have found an error or wish to suggest an improvement, we look forward to hearing from you. Send us an e-mail to:

service@wiltec.info

or use our contact form:

<https://www.wiltec.de/contacts/>

The most recent version of this manual in several languages can be found in our online shop:

<https://www.wiltec.de/docsearch>

Our postal address is:

WilTec Wildanger Technik GmbH
Königsbenden 12
52249 Eschweiler Germany

To return your goods for exchange, repair, or other purposes, please use the following address. Attention! To allow for a trouble-free complaint or return, it is important to contact our customer service team before returning your goods.

Retourenabteilung
WilTec Wildanger Technik GmbH
Königsbenden 28
52249 Eschweiler Germany

E-mail: **service@wiltec.info**
Phone: +49 2403 55592-0
Fax: (+49 2403 55592-15)



Introduction

Thank you for choosing to purchase this quality product. To minimise the risk of injury, we ask you to always take some basic safety precautions when using this product. Please read this operating manual carefully and make sure that you understand it. Keep these operation instructions in a safe place.

Safety instructions



 **Attention!** A rotor in movement is very dangerous.

- The rotor blades are made of stable nylon fibres. With strong wind, the rotor blades can reach a speed exceeding 162 km/h. At such speed, the rotor blade tips are almost invisible, thus presenting an extreme injuring risk. Wind generator must under no circumstances be installed at a spot where persons could get into contact with rotor blades in movement.
- The wind generator must be installed away from the danger zone, i.e., at a minimum of 2.70 m above the ground. A safety distance of a minimum of 2.70 m must be respected during operation. **Caution!** The spot of installation of the wind generator must prevent persons from getting in the rotor blade zone.
- The pole and its fixings must be able to resist the wind forces generated and the pressure raising. Therefore, you should consult an expert who is able to evaluate the dangers and installation.
- A wind generator at its maximum speed can generate direct voltage of more than 200 V. So only connect these devices in case you are competent and able to do so. If you disobey the safety prescriptions, these voltages might be mortal. So never touch non-insulated cable ends. Note that each non-insulated cable can cause damages.
- The cables, connecting elements, switches, and other electric components must have a cross section that prevents the cables from heating up and causing fire. Cables must be placed in a safe manner so that they cannot be damaged mechanically. A damaged cable is dangerous for your safety.
- In any case, avoid a short circuit of the battery cables and/or main cables. Make sure that the electric installation is only realised by competent persons (electrically qualified persons) that can evaluate the job to do and to be aware of the potential dangers.
- When assembling the device, make sure that all screws are well tightened. Secure the device before each storm or hurricane to avoid damages.
- The faster the wind generator, the higher the voltage. The nominal power is reached as soon as the nominal speed is reached.
- Depending on the wind force, the wind generator has a maximum power of 300 to 500 W. However, this power is too low to operate large electric devices. The wind generator is rather suitable for seconding solar panels or operating small electric devices.

Technical specifications

Starting speed (m/s)	2
Nominal speed (m/s)	11
Max. speed (m/s)	45
Power (W)	500 (under ideal conditions)
Rotor blades (piece)	5
Type of current	Direct current
Control system	Solenoid
Speed regulator	Automatic upwind
Working temperature (°C)	-40 to +80
Output voltage (V)	12 (62739) / 24 (62740)


Parts list




Rotor blades: 5 pieces



Generator: 1 piece



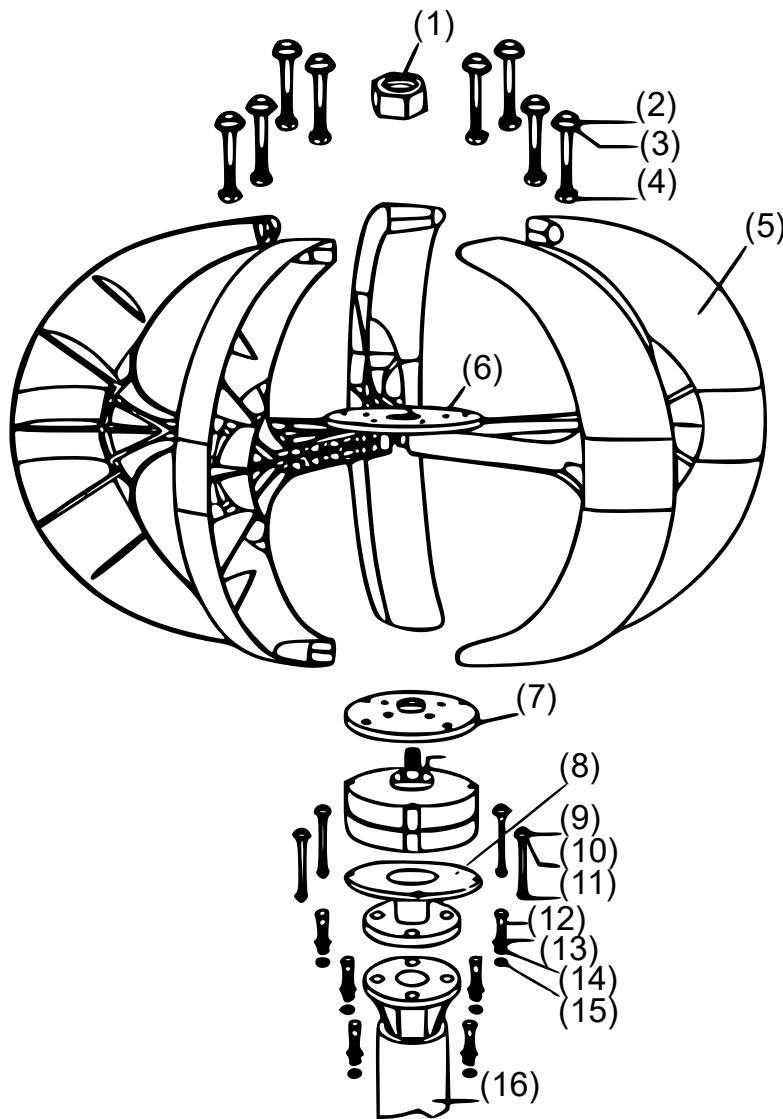
Aluminium flange: 1 piece



High-grade steel plate: 1 piece



M12x55 screws and nuts: 10 pieces



Installation

Installing the flange

Put the flange onto the generator spindle. Mount the generator to the device and make sure that it is straight. Put the high-quality steel plate on top, apply light pressure, and tighten the screw-nuts.



Connecting to the command

Gently turn the rotor blades a bit after mounting of every piece. Check if all pieces are correctly mounted and tightened, and then put the device on its support. Connect cables, recharger, and batteries.

ATTENTION

- An external control is not required.
- The wind generator does not need to be connected to a regulator, but can be connected directly to the battery. The red wire of the wind generator is connected to the positive electrode of the battery, the blue wire is connected to the negative electrode.
- Welding the flange to the device is not necessary.

Regulations for waste disposal

The Waste Electrical and Electronic Equipment Directive (WEEE Directive, 2012/19/EU) of the EU was implemented in the German law related to electrical and electronic equipment and appliances.

All WilTec electric devices that fall under the WEEE directive are labelled with the symbol of a crossed-out wheeled rubbish bin. This symbol indicates that this electric device must not be disposed of with the domestic waste.

WilTec Technik GmbH is registered with the German registration authority EAR (Stiftung Elektro-Altgeräte Register) under the WEEE-registration number DE45283704.

Disposal of used electrical and electronic devices (intended for use in the countries of the European Union and other European countries with a separate waste collection system for these devices).

The symbol on the packaging or the product itself indicates that this product must not be treated as normal domestic waste but must be disposed of at a recycling collection station for electrical and electronic waste.

By disposing of this product correctly, you contribute to the protection of the environment and the health of your fellow people. Inappropriate disposal threatens the environment and health.



Material recycling helps to reduce the consumption of raw materials.

Additional information about the recycling of this product can be provided by your local commune, the municipal waste disposal facilities, or the store where you purchased the product.

Address:
WilTec Wildanger Technik GmbH
Königsbenden 12 / 28
52249 Eschweiler Germany

Important Note:

Reproduction and any commercial use (of parts) of this operating manual, requires a written permission of WilTec Wildanger Technik GmbH.

1 EG-Konformitätserklärung*EC Declaration of Conformity*

2 Hiermit erklären wir, dass das nachstehend bezeichnete Gerät in seiner Konzeption und Bauart sowie in der von uns in Verkehr gebrachten Ausführung den grundlegenden Sicherheits- und Gesundheitsanforderungen der nachfolgende(n) EU-Richtlinie(n) entspricht. Bei einer mit uns nicht abgestimmten Änderung des Gerätes verliert diese Erklärung ihre Gültigkeit.

We hereby declare that the device and its design, as well as the version we have brought on the market, comply with the basic safety and health requirements of the following EU directive(s). If the device is changed without our agreement, this declaration becomes invalid.

3 gemäß der EU-Richtlinie(n) 2006/42/EG (Maschinenrichtlinie),*according to the EU directive(s) 2006/42/EC (machine directive),***4 Hersteller: WilTec Wildanger Technik GmbH**

Manufacturer: Königsbenden 12
52249 Eschweiler, Deutschland

5 Bevollmächtigter:

Representative Bernd Wildanger, Geschäftsführer
WilTec Wildanger Technik GmbH
Königsbenden 12
52249 Eschweiler

6 Die alleinige Verantwortung für die Ausstellung der Konformitätserklärung trägt der Hersteller.*The manufacturer is solely responsible for the publishing of the declaration of conformity.***7 Beschreibung des Gerätes: Windkraftanlage***Description of the device: Wind generator***8 TypName: ZL-300***Type ZL-300 9***9 Seriennummer: 62739 und 62740***Serial number 62739 and 62740***10 Baureihe: –***Series: –***11 Gegenstand der Erklärung: Windkraftanlage***Object of the declaration: Wind generator***12 Es wird die Übereinstimmung mit weiteren, ebenfalls für das Produkt geltenden EG-Richtlinien erklärt:***Further conformity according to European Community directives for the product declares:**12.1 -2014/35/EU Niederspannungsrichtlinie**12.2 -2014/30/EU elektromagnetische Verträglichkeit***13 Harmonisierte Normen, die zugrunde gelegt wurden, einschließlich des Datums der Norm:***Harmonised standards, which were applied, including the date of the standard:**EN-60204-1:2006/AC:2010; EN ISO 12100:2010**EN ISO 13857:2008; EN 953:1977+A1:2009;**EN 349:1993+A1:2008; EN 6100-6-4:2007+A1:2011**EN 6100-6-2:2005; EN 61400-2:2014***14 Weitere angewandte Spezifikationen: –***Further specifications applied: –***15 Ort und Datum: Eschweiler,***Place and date Eschweiler,***16 Name des Unterzeichners: Bernd Wildanger.....***Name: Bernd Wildanger***17 Funktion des Unterzeichners: Geschäftsführer***Position: director***18 Unterschrift***Signature*

	FR	ES	IT	NL
1	Déclaration de conformité de l'UE	Declaración de conformidad de la CE	Dichiarazione di conformità CE	EG-verklaring van overeenstemming
2	Nous déclarons par la présente que le dispositif désigné ci-dessous est conçu, construit et commercialisé par nous conformément aux exigences de base en matière de sécurité et de santé de la (des) directive(s) européenne(s) suivante(s). En cas de modification de l'appareil non convenue avec nous, cette déclaration perd sa validité.	Por la presente declaramos que el dispositivo designado a continuación, en su diseño y construcción, así como en la versión comercializada por nosotros, cumple con los requisitos básicos de seguridad y salud de la(s) siguiente(s) directiva(s) de la UE. En caso de una modificación del dispositivo no acordada con nosotros, esta declaración pierde su validez.	Con la presente dichiariamo che l'apparecchio da noi indicato qui di seguito, nella sua progettazione e costruzione, nonché nella versione da noi immessa sul mercato, è conforme ai requisiti fondamentali di sicurezza e salute della/e seguente/i direttiva/e UE. In caso di modifica dell'apparecchio non concordata con noi, la presente dichiarazione perde la sua validità	Wij verklaren hierbij dat het hieronder genoemde apparaat, zowel in het ontwerp en de constructie als in de door ons op de markt gebrachte versie, voldoet aan de fundamentele veiligheids- en gezondheids-eisen van de volgende EU-richtlijn(en). In het geval van een wijziging van het apparaat die niet met ons is overeengekomen, verliest deze verklaring haar geldigheid.
3	conformément à la (aux) directive(s) 2006/42/CE de l'UE (directive « Machines »),	según la(s) Directiva(s) 2006/42/CE de la UE (Directiva sobre maquinaria),	secondo la(e) Direttiva(e) 2006/42/CE (Direttiva Macchine),	volgens de EU-richtlijn(en) 2006/42/EG (machinerichtlijn),
4	Producteur	Fabricante	Produttore	Fabrikant
5	Représentant autorisé	Representante autorizado	Rappresentante autorizzato	Geautoriseerde vertegenwoordiger
6	Le fabricant est seul responsable de la délivrance de la déclaration de conformité	El fabricante es el único responsable de emitir la declaración de conformidad	Il produttore è l'unico responsabile del rilascio della dichiarazione di conformità	De fabrikant is als enige verantwoordelijk voor de afgifte van de verklaring van overeenstemming.
7	Description de l'appareil :	Descripción del dispositivo:	Descrizione del dispositivo:	Beschrijving van het apparaat:
8	Désignation du type	Designación de tipo	Designazione del tipo	Typeaanduiding
9	Numéro de série	Número de serie	Numero di serie	Serienummer
10	Série	Serie	Serie	Serie
11	Objet de la déclaration	Objeto de la declaración	Oggetto della dichiarazione	Onderwerp van de verklaring
12	La conformité avec les autres directives communautaires qui s'appliquent également au produit est déclarée	Se declara la conformidad con otras directivas de la CE que también se aplican al producto	La conformità ad altre direttive CE che si applicano anche al prodotto è dichiarata	Conformiteit met andere EG-richtlijnen die ook van toepassing zijn op het product wordt verklaard
12.1				
12.2				
13	les normes harmonisées sur lesquelles elles sont basées :	normas armonizadas en las que se basan:	norme armonizzate su cui si basano:	geharmoniseerde normen waarop zij gebaseerd zijn:
14	Autres spécifications appliquées	Otras especificaciones aplicadas	Altre specifiche applicate	Andere toegepaste specificaties
15	Lieu et date	Lugar y fecha	Luogo e data	Plaats en datum
16	Nom du signataire	Nombre del firmante	Nome del firmatario	Naam van de ondertekenaar
17	Fonction du soussigné : Directeur général	Función del abajo firmante: Director general	Funzione del sottoscritto: Amministratore Delegato	Functie van de ondergetekende: algemeen directeur
18	Signature	Signatura	Firma	Handtekening